



Georgian Oil and Gas Corporation 1H17 update

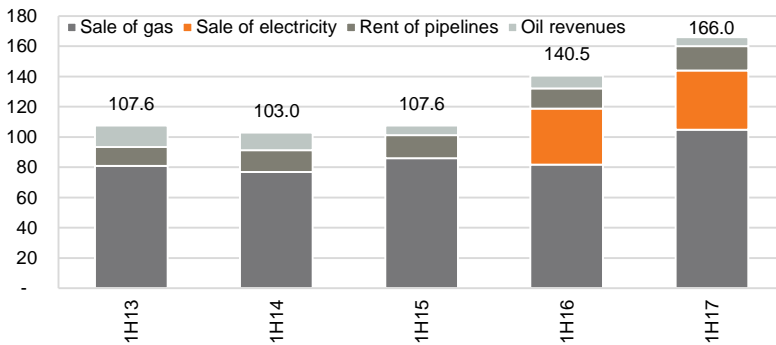
Georgia | Energy
Georgian Oil and Gas Corporation
October 3, 2017

S&P / B+ / Outlook Stable
Fitch / BB- / Outlook Stable

GOGC released strong 1H17 unaudited results. Revenue increased 18.1% y/y to US\$ 166.0mn, largely due to a 28.1% y/y increase in sale of gas to US\$ 104.8mn, while operating expenses were up 23.3% y/y to US\$ 124.3mn. Adjusted EBITDA in 1H17 reached US\$ 49.9mn, up 6.2% y/y. Strengthening of GEL vs. US\$ in 1H17 led to a non-cash FX gain of US\$ 18.7mn, which boosted net income to US\$ 64.2mn, up 58.9% y/y. 14 companies expressed interest in the international tender announced by GOGC for the engineering, procurement, installation, and commissioning (EPIC) of the gas storage reservoir. Selected companies will be asked to submit technical and price proposals at the second stage of the tender in the beginning of 2018.

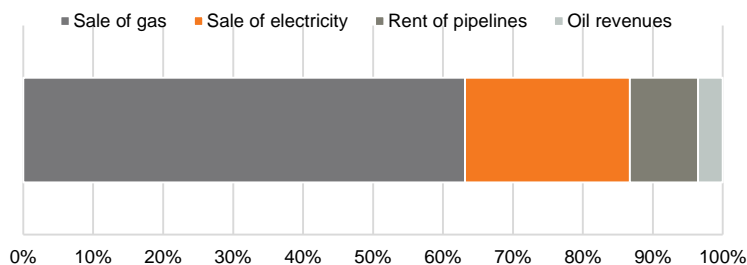
GOGC reported 1H17 revenue of US\$ 166.0mn, up 18.1% y/y. Strong growth in sale of gas (+28.1% y/y) accounted for 90.4% of total revenue growth. The increase was driven by a surge in sales volume (+28.2% y/y) to 879mmcm. Based on our estimates, higher gas consumption by thermal power plants accounted for about 30% of the increase in gas sales volume. Pipeline rental revenues also increased 20.8% y/y to US\$ 16.1mn, due to higher volumes of gas transported. Electricity sales were up 5.9% y/y to US\$ 39.2mn. Revenue from the sale of crude oil dropped off 44.2% y/y to US\$ 2.0mn, while oil transportation revenue was flat at US\$ 3.9mn.

Figure 1: Revenue, US\$



Note: oil revenues include the following revenue lines: oil transportation, sale of crude oil, and oil trading.
Source: Company data

Figure 2: 1H17 revenue composition



Note: oil revenues include the following revenue lines: oil transportation, sale of crude oil, and oil trading.
Source: Company data

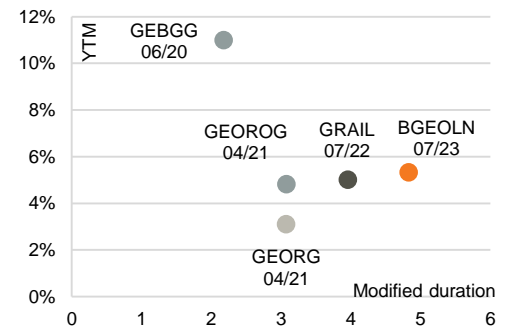
Nino Papava

Head of Investment Research | n.papava@gt.ge | +995 32 2401 111 ext. 4693

Ana Nachkebia

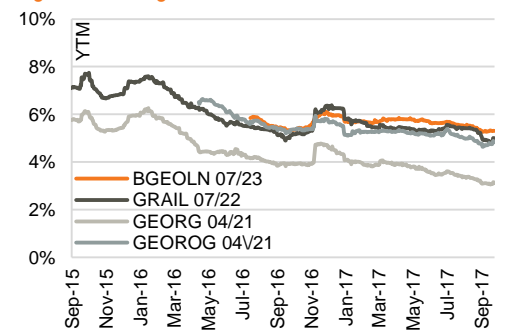
Analyst | ananachkebia@gt.ge | +995 32 2401 111 ext. 8137

Figure 3: Georgian Eurobond universe



Source: Bloomberg

Figure 4: Georgian Eurobonds



Source: Bloomberg

Table 1: Key financials (US\$ '000) and margins

	1H16	1H17	Change, y/y
Revenue	140,546.2	166,025.7	18.1%
Gross profit	55,900.6	56,822.1	1.6%
Gross profit margin	39.8%	34.2%	555bps
EBITDA	53,724.9	51,054.2	-5.0%
EBITDA margin	38.2%	30.8%	747bps
Adjusted EBITDA*	47,001.7	49,938.0	6.2%
Adjusted EBITDA margin	33.4%	30.1%	336bps
EBIT	46,413.8	42,818.9	-7.7%
EBIT margin	33.0%	25.8%	723bps
Net income	40,401.5	64,188.5	58.9%
Net profit margin	28.7%	38.7%	991bps
Assets	661,027.6	643,260.2	-2.7%
Liabilities	315,897.6	262,882.2	-16.8%
Equity	345,129.6	380,378.0	10.2%
Net Debt	179,646.9	83,210.8	-53.7%

Source: Company data

* EBITDA is adjusted to exclude other income

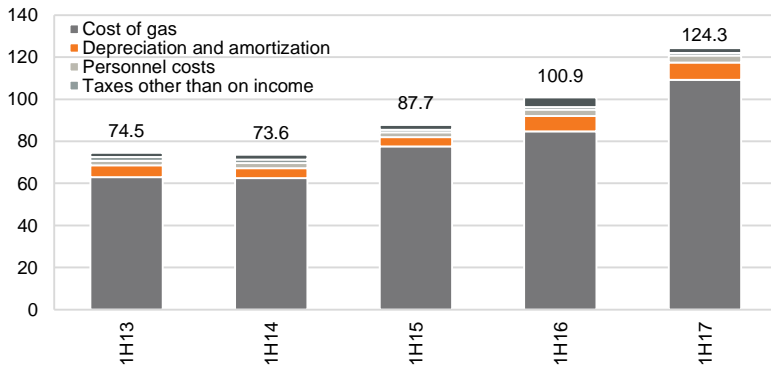
US\$-GEL	1H13	1H14	1H15	1H16	1H17
Period-end	1.65	1.77	2.25	2.37	2.41
Average	1.65	1.76	2.18	2.32	2.51

Source: NBG



1H17 operating expenses increased 23.3% y/y to US\$ 124.3mn, on the back of a 29.0% y/y increase in cost of gas. The latter includes cost of gas used in electricity generation and cost of gas sold. Cost of gas sold was the main driver, up 35.1% y/y and accounting for 85.6% of cost of gas. The increase was largely the result of higher purchase volumes, coupled with a slight increase in average purchase price (+5.5% y/y to US\$ 103.6/mcm).

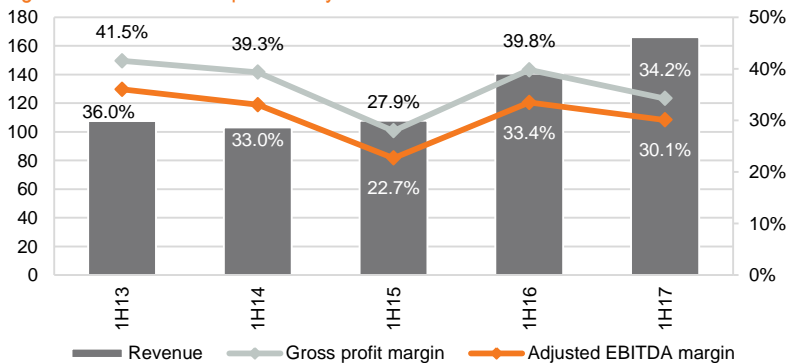
Figure 5: Operating expenses, US\$



Source: Company data

Strong growth in sale of gas was the main driver behind a 6.2% y/y increase in adjusted EBITDA to US\$ 49.9m. The adjusted EBITDA margin contracted from 33.4% in 1H16 to 30.1% in 1H17, largely as a result of the increase in operating expenses. Strengthening of GEL against US\$ in 1H17 led to a non-cash FX gain of US\$ 18.7mn, which boosted net income to US\$ 64.2mn.

Figure 6: Revenue and profitability

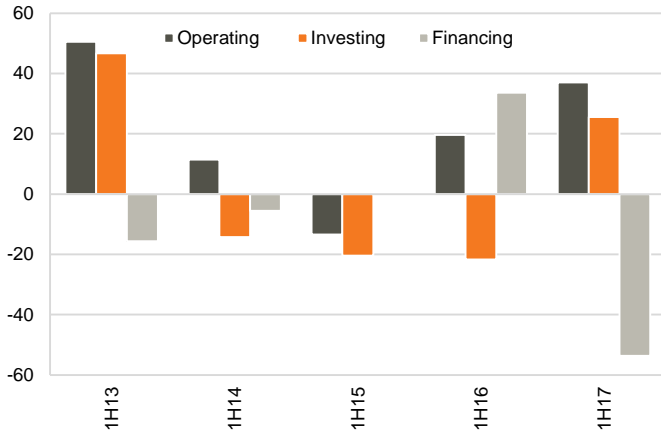


Source: Company data

Operating cash flow was at US\$ 37.1mn in 1H17, compared to US\$ 19.6mn in 1H16. According to company sources, the increase was largely driven by collection of past receivables. However, the accounts receivable balance remains elevated at US\$ 76.0mn. In May 2017, GOGC repaid the remaining portion (US\$ 53.6mn) of the outstanding GEOROG 05/17 bonds. Investing cash flow was at US\$ 25.6mn, reflecting a US\$ 29.6mn increase in term deposits. The adjusted EBITDA coverage ratio was up from 4.8x in 1H16 to 5.0x in 1H17.

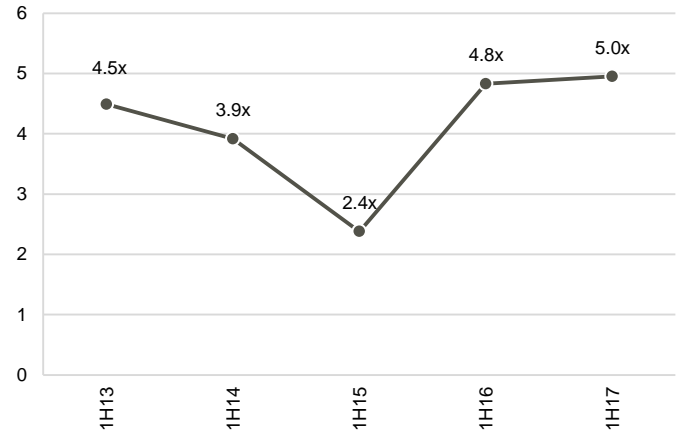


Figure 7: Cash flows, US\$



Source: Company data

Figure 8: Adjusted EBITDA coverage ratio



Source: Company data

14 companies expressed interest in the international tender announced by GOGC for the engineering, procurement, installation, and commissioning (EPIC) of the gas storage reservoir, with storage capacity of 210-280mmcm. Selected companies will be asked to submit technical and price proposals at the second stage of the tender in the beginning of 2018. Construction of Gardabani CCPP II is expected to commence by end-2017.



Disclaimer

This document is strictly confidential and has been prepared by JSC Galt & Taggart ("Galt & Taggart"), a member of BGEO group plc ("Group") solely for informational purposes and independently of the respective companies mentioned herein. This document does not constitute or form part of, and should not be construed as, an offer or solicitation or invitation of an offer to buy, sell or subscribe for any securities or assets and nothing contained herein shall form the basis of any contract or commitment whatsoever or shall be considered as a recommendation to take any such actions.

Galt & Taggart is authorized to perform professional activities on the Georgian market. The distribution of this document in certain jurisdictions may be restricted by law. Persons into whose possession this document comes are required by Galt & Taggart to inform themselves about and to observe any and all restrictions applicable to them. This document is not directed to, or intended for distribution, directly or indirectly, to, or use by, any person or entity that is a citizen or resident located in any locality, state, country or other jurisdiction where such distribution, publication, availability or use would be contrary to law or regulation or which would require any registration or licensing within such jurisdiction.

Investments (or any short-term transactions) in emerging markets involve significant risk and volatility and may not be suitable for everyone. The recipients of this document must make their own investment decisions as they believe appropriate based on their specific objectives and financial situation. When doing so, such recipients should be sure to make their own assessment of the risks inherent in emerging market investments, including potential political and economic instability, other political risks including without limitation changes to laws and tariffs, and nationalization of assets, and currency exchange risk.

No representation, warranty or undertaking, express or implied, is or will be made by Galt & Taggart or any other member of the Group or their respective directors, employees, affiliates, advisers or agents or any other person as to, and no reliance should be placed on, the fairness, accuracy, completeness or correctness of this document and the information contained herein (and whether any information has been omitted from this document) and no reliance should be placed on it. This document should not be considered as a complete description of the markets, industries and/or companies referred to herein. Nothing contained in this document is, is to be construed as, or shall be relied on as legal, investment, business or tax advice, whether relating to the past or the future, by Galt & Taggart any other member of the Group or any of their respective directors, employees, affiliates, advisers or agents in any respect. Recipients are required to make their own independent investigation and appraisal of the matters discussed herein. Any investment decision should be made at the investor's sole discretion. To the extent permitted by law, Galt & Taggart, any other member of the Group and their respective directors, employees, affiliates, advisers and agents disclaim all liability whatsoever (in negligence or otherwise) for any loss or damages however arising, directly or indirectly, from any use of this document or its contents or otherwise arising in connection with this document, or for any act, or failure to act, by any party, on the basis of this document.

The information in this document is subject to verification, completion and change without notice and Galt & Taggart is not under any obligation to update or keep current the information contained herein. The delivery of this document shall not, under any circumstances, create any implication that there has been no change in the information since the date hereof or the date upon which this document has been most recently updated, or that the information contained in this document is correct as at any time subsequent to the date on which it is supplied or, if different, the date indicated in the document containing the same. No representation or warranty, expressed or implied, is made by Galt & Taggart or any other member of the Group, or any of their respective directors, employees, affiliates, advisers or agents with respect to the accuracy or completeness of such information.

The information provided and opinions expressed in this document are based on the information available as of the issue date and are solely those of Galt & Taggart as part of its internal research coverage. Opinions, forecasts and estimates contained herein are based on information obtained from third party sources believed to be reliable and in good faith, and may change without notice. Third party publications, studies and surveys generally state that the data contained therein have been obtained from sources believed to be reliable, but that there is no guarantee of the accuracy or completeness of such data. Accordingly, undue reliance should not be placed on any such data contained in this document. Neither Galt & Taggart, any other member of the Group, nor their respective directors, employees, affiliates, advisers or agents make any representation or warranty, express or implied, of this document's usefulness in predicting the future performance, or in estimating the current or future value, of any security or asset.

Galt & Taggart does, and seeks to do, and any other member of the Group may or seek to do business with companies covered in its research. As a result, investors should be aware of a potential conflict of interest that may affect the objectivity of the information contained in this document.

This document is confidential to clients of Galt & Taggart. Unauthorized copying, distribution, publication or retransmission of all or any part of this document by any medium or in any form for any purpose is strictly prohibited.

The recipients of this document are responsible for protecting against viruses and other destructive items. Receipt of the electronic transmission is at risk of the recipient and it is his/her responsibility to take precautions to ensure that it is free from viruses and other items of a destructive nature.

Address: 79 D. Agmashenebeli Avenue, Tbilisi 0102, Georgia

Tel: + (995) 32 2401 111

Email: research@gt.ge

Head of Investment Research

Nino Papava | n.papava@gt.ge

Head of Analytics Unit

Giorgi Iremashvili | giremashvili@gt.ge

Analyst

Mariam Chakhvashvili | mchakhvashvili@gt.ge

Analyst

Bachana Shengelia | bshengelia@gt.ge

Analyst

Kakhaber Samkurashvili | ksamkurashvili@gt.ge

Analyst

Ana Nachkebia | ananachkebia@gt.ge

Chief Economist

Eva Bochorishvili | evabochorishvili@gt.ge

Economist

Lasha Kavtaradze | lashakavtaradze@gt.ge

Analyst

Ioseb Kumsishvili | ikumsishvili@gt.ge