



# Georgia's Energy Sector Electricity Market Watch

Georgia | Energy  
Monthly Bulletin  
May 4, 2018

## Changes into legislation

**Draft law on electricity and natural gas, sets the new threshold for mandatory registration as direct consumer at 15.0 GWh of average monthly consumption from May-2018.** This law is expected to be approved by the parliament by mid May 2018. The current law requested mandatory registration as direct consumers from all companies connected to the high voltage (35kV+) transmission grid from May-2018. After approval of the law, eligible companies for registering as direct consumers will be reduced from expected 60 to **4 following companies:** Georgian Incorporation, BFDC Georgia, Tsekhi-1, and Block Power. Other companies will retain the option to be registered as direct consumers, with the exception that they will no longer be able to go back to the distribution companies' services. Notably, BFDC Georgia and Geo Servers already voluntarily registered as direct consumers on 30<sup>th</sup> of April, before the enforcement of the law.

**Eva Bochorishvili**  
Head of Research  
evabochorishvili@gt.ge  
+995 322 401 111 ext.8036

**Mariam Chakhvashvili**  
Analyst  
mchakhvashvili@gt.ge  
+995 322 401 111 ext.7897

## Electricity consumption in 2017

**Consumption growth in 2017 was mainly driven by the consumption of non-residential sector:** 1) The direct consumers increased their consumption by 18.1% y/y, due to increase of Georgian Manganese's production level and 2) the non-residential subscribers of distribution licensees increased their consumption by 8.4% y/y, in line with the average growth rate over 2012-2017. New commercial entities added to the distribution grid are the main drivers of the growth.

Figure 1: Residential sector electricity consumption

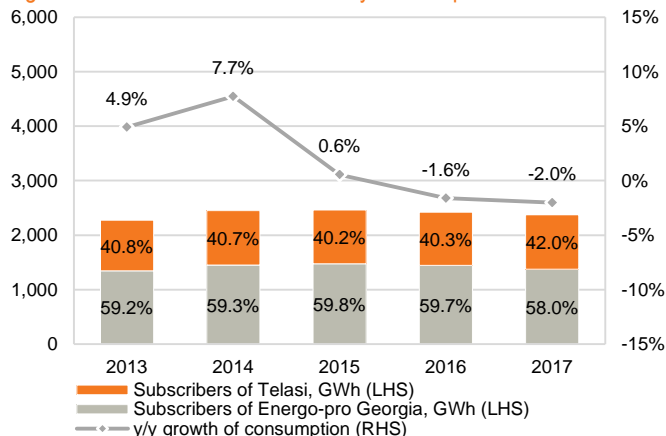
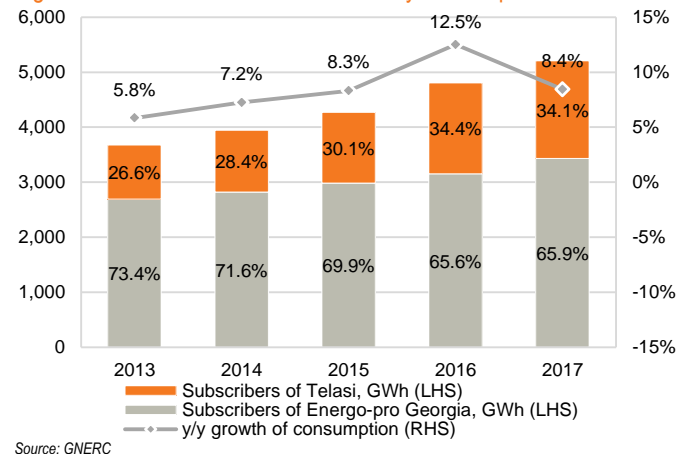


Figure 2: Non-residential sector electricity consumption



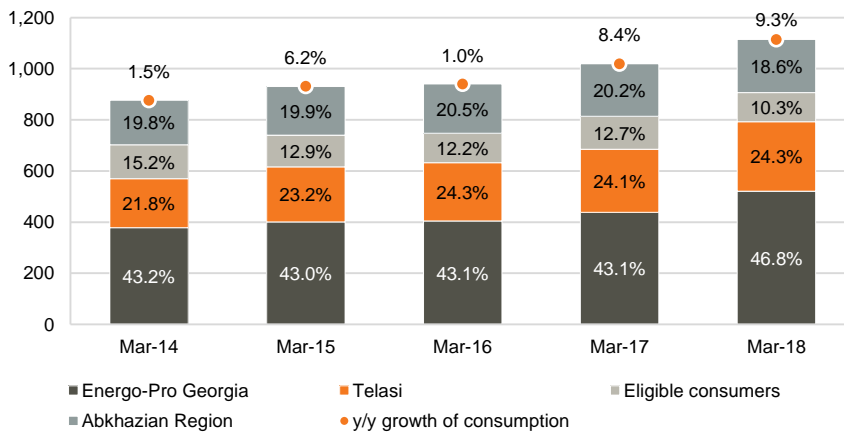
Electricity consumption by **residential subscribers** of distribution licensees was down by 2.0% in 2017 and accounted for 20% overall domestic consumption. Notably, the average growth rate of residential consumption is 1.9% over 2012-2017 and we do not expect significant changes to this trend in nearest future.



## Electricity Consumption, Exports, and Generation - March 2018

**Domestic electricity consumption increased 9.3% y/y to 1.1TWh, slightly above the planned level (+2.9%).** The sole contributors to consumption growth were distribution licensees: 1) Energo-Pro Georgia subscribers' consumption increased by 18.8% y/y. The growth can be explained by addition of new commercial subscribers; 2) Telasi consumption was up 10.2% y/y.

Figure 3: Domestic electricity consumption, GWh



Source: ESCO

Note: Kakheti Energy Distribution was purchased by Energo-Pro Georgia in August, 2017

There were no **Electricity export** and transit in March 2018 although the annual balance envisaged the export of 28.0 GWh. Georgian Urban Energy - owner of Faravani HPP has long-term transmission and dispatch agreement, enabling company to export predetermined volume of electricity from March to November of each year in Turkey. Three years in line, Georgian Urban Energy voluntarily sells electricity to ESCO instead of exporting it. In 2018 Georgian Urban Energy will export only in May, June and July.

**Electricity generated by domestic sources increased by 34.5% y/y to 1.0TWh in March 2018, slightly above (+3.4%) the planned level.**

**Hydro generation** showed significant increase (+42.4% y/y) in March 2018 from a very low base (-21.7% y/y) in March 2017:

- Enguri/Vardnili generation almost doubled increasing 87.5% y/y from last year's low base when Enguri had low generation due to its halted operation in February 2017. Abkhazian region consumed 87.4% of electricity generated from Enguri/Vardnili.
- Generation of other regulated and deregulated HPPs also increased significantly by 20.4% y/y and 42.8% y/y, respectively, due to high water flow and addition of new HPPs (Dariali and Khelvachauri) to the group of deregulated HPPs.

Table 1: Demand growth breakdown, Mar-18

Consumer	Growth rate, y/y	Share in consumption
<b>Domestic consumption</b>	<b>+9.3%</b>	<b>100.0%</b>
Abkhazian region	+1.0%	18.6%
Eligible consumers	-11.1%	10.3%
Distribution	+15.7%	71.1%
Energo-Pro Georgia	+18.8%	46.8%
Telasi	+10.2%	24.3%

Table 2: Supply growth breakdown, Mar-18

Supply source	Growth rate, y/y	Share in supply
<b>Total Supply</b>	<b>10.0%</b>	<b>100.0%</b>
Imports	-48.4%	13.9%
Domestic generation	+34.5%	86.1%
TPPs	+14.4%	18.6%
WPPs	-21.1%	0.6%
HPPs	+42.4%	66.9%
Enguri and Vardnili	+87.5%	20.5%
Other regulated HPPs	+20.4%	27.2%
Deregulated HPPs	+42.8%	19.3%

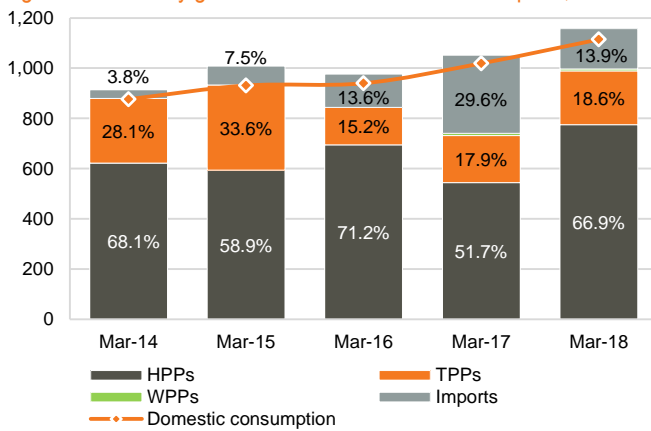
Source: ESCO



**Thermal generation** was up 14.4%/y/y, but significantly below the planned level (-29.1%). **Wind generation** showed 21.1%/y/y decrease to 7.1GWh and contributed 0.6% of total supply.

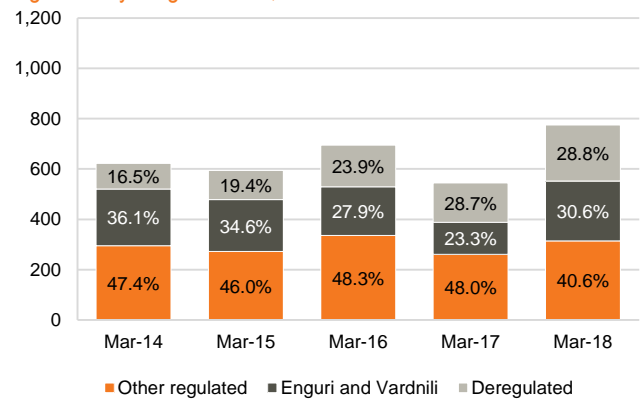
The surplus in hydro generation reduced **electricity imports by 48.4% y/y** from last year's high base, when interruption in Enguri increased demand for imports drastically. Most of the imported electricity came from Azerbaijan (77.3% of total imports of Mar-18), while the rest came from Turkey. Notably, it was first time since 2008 when Turkey served as import country. This import was reflection of ESCO's tender on barter of electricity won by Aksen Enerji in February-2018.

Figure 4: Electricity generation and domestic consumption, GWh



Source: ESCO

Figure 5: Hydro generation, GWh



Source: ESCO

**The guaranteed capacity fee** was down 1.7% y/y to USc 0.74/kWh in March 2018, due to increase in consumption, which serves as a base for guaranteed capacity fee calculation. Guaranteed capacity was provided by all five sources for entire month, from them only Gardabani CCGT and Mtkvari Energy operated for more than a half of the month, while the other three thermal power plants were mostly on standby.



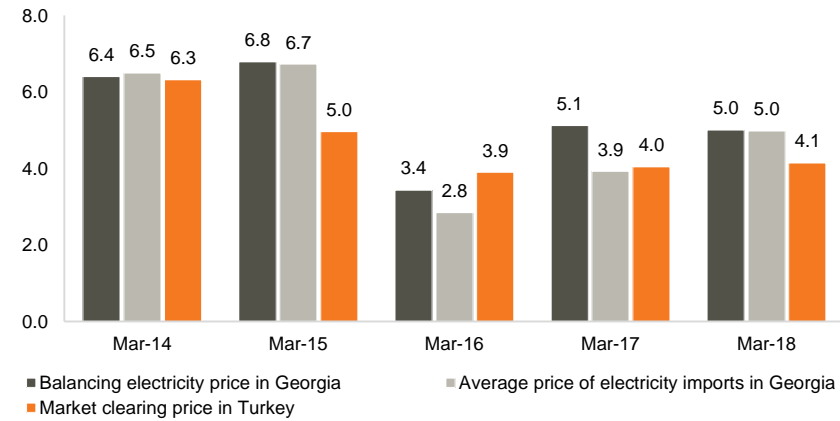
### Electricity Prices in Georgia and Turkey

**Average import price** increased by 26.9% y/y and reached USc 5.0/kWh, from USc 3.4/kWh in last year. In March 2017, there was a subsidized electricity import from Russia via Salkhino line to satisfy the excess needs of Abkhazian region.

Despite higher import price, the **wholesale market price** was down by 2.3% y/y to USc 5.0/kWh, due to low electricity imports. Electricity traded at the wholesale price through the market operator was 24.4% of total electricity supplied to the grid, down from 30.7% in March 2017.

**Average price of electricity in Turkey** was up 2.4% y/y to USc 4.1/kWh, 17.2% below the wholesale market price in Georgia.

Figure 6: Electricity prices in Georgia and Turkey, USc/kWh



Source: ESCO, GeoStat, EPIAS  
Note: There were no exports in March 2018.



**Table 3: Electricity Balance (GWh)**

	Apr-17	May-17	Jun-17	Jul-17	Aug-17	Sep-17	Oct-17	Nov-17	Dec-17	2017	Jan-18	Feb-18	Mar-18	3M18
<b>Domestic consumption, total</b>	<b>933</b>	<b>856</b>	<b>870</b>	<b>985</b>	<b>1,037</b>	<b>918</b>	<b>947</b>	<b>1,032</b>	<b>1,163</b>	<b>11,856</b>	<b>1,168</b>	<b>1,059</b>	<b>1,114</b>	<b>3,341</b>
% change y/y	8%	1%	3%	10%	14%	16%	7%	7%	0%	7.7%	8%	5%	9%	7.2%
<i>Of which:</i>														
- Abkhazian Region	171	132	102	113	119	101	136	194	241	<b>2,002</b>	247	216	207	<b>671</b>
% change y/y	14%	8%	1%	3%	2%	-8%	-4%	-1%	-5%	3.9%	-2%	-7%	1%	-2.9%
- Eligible consumers	128	95	131	136	138	122	121	107	102	<b>1,427</b>	108	104	115	<b>327</b>
% change y/y	5%	-27%	6%	21%	66%	91%	62%	32%	-17%	18.1%	1%	-8%	-11%	-6.3%
- Distribution Companies	634	629	637	736	780	695	690	732	819	<b>8,427</b>	812	738	792	<b>2,343</b>
% change y/y	7%	6%	3%	9%	10%	13%	4%	6%	4%	7.1%	12%	11%	16%	12.8%
<i>Of which:</i>														
- Energo-Pro Georgia	417	420	426	496	519	456	457	481	528	<b>5,493</b>	521	476	521	<b>1,519</b>
% change y/y	6%	6%	4%	11%	11%	13%	5%	10%	8%	8.1%	17%	16%	19%	17.5%
- Telasi	216	209	211	240	261	239	233	251	292	<b>2,935</b>	291	262	271	<b>824</b>
% change y/y	9%	7%	0%	5%	9%	12%	1%	-1%	-2%	5.2%	4%	2%	10%	5.2%
<b>Domestic Generation, total</b>	<b>817</b>	<b>1,093</b>	<b>1,138</b>	<b>1,247</b>	<b>1,035</b>	<b>821</b>	<b>828</b>	<b>968</b>	<b>1,080</b>	<b>11,531</b>	<b>1,014</b>	<b>934</b>	<b>997</b>	<b>2,945</b>
% change y/y	-7%	2%	4%	18%	8%	3%	-9%	-3%	-9%	-0.4%	6%	15%	35%	17.5%
<i>Of which:</i>														
- HPPs	722	1,085	1,128	1,234	944	706	583	658	682	<b>9,211</b>	676	594	775	<b>2,045</b>
% change y/y	-1%	1%	3%	16%	6%	10%	-11%	2%	0%	-1.3%	20%	64%	42%	39.1%
- TPPs	86	0	1	5	83	107	239	304	393	<b>2,233</b>	331	334	215	<b>880</b>
% change y/y	-40%	N/A	-76%	321%	31%	-32%	-6%	-14%	-21%	-0.1%	-14%	-24%	14%	-13.3%
- WPPs	9	8	9	7	8	7	7	5	6	<b>88</b>	7	6	7	<b>20</b>
% change y/y	N/A	N/A	N/A	N/A	N/A	N/A	N/A	178%	-19%	NM	10%	7%	-21%	-4.0%
<b>Imports</b>	<b>147</b>	<b>2</b>	<b>0</b>	<b>1</b>	<b>73</b>	<b>133</b>	<b>157</b>	<b>110</b>	<b>135</b>	<b>1,497</b>	<b>202</b>	<b>168</b>	<b>161</b>	<b>531</b>
% change y/y	493%	-41%	-100%	-78%	597%	449%	832%	766%	302%	212.6%	13%	-33%	-48%	-28.3%
<b>Exports</b>	<b>0</b>	<b>200</b>	<b>230</b>	<b>222</b>	<b>32</b>	<b>0</b>	<b>0</b>	<b>1</b>	<b>0</b>	<b>686</b>	<b>-</b>	<b>-</b>	<b>-</b>	<b>-</b>
% change y/y	N/A	5%	9%	71%	16%	N/A	N/A	N/A	N/A	22.7%	N/A	N/A	N/A	N/A
<b>Net Export/Import</b>	<b>(146)</b>	<b>199</b>	<b>230</b>	<b>221</b>	<b>(41)</b>	<b>(133)</b>	<b>(157)</b>	<b>(109)</b>	<b>(135)</b>	<b>(811)</b>	<b>(202)</b>	<b>(168)</b>	<b>(161)</b>	<b>(531)</b>
<b>Transit</b>	<b>5</b>	<b>4</b>	<b>-</b>	<b>-</b>	<b>93</b>	<b>32</b>	<b>15</b>	<b>23</b>	<b>53</b>	<b>254</b>	<b>-</b>	<b>13</b>	<b>-</b>	<b>13</b>
% change y/y	-90%	N/A	N/A	N/A	-33%	-69%	-89%	-83%	-61%	-70.1%	N/A	-18%	N/A	-55.2%

Source: ESCO

Note: Energo-pro Georgia includes consumption of Kakheti Energy Distribution before Aug-17



## Disclaimer

This document is strictly confidential and has been prepared by JSC Galt & Taggart ("Galt & Taggart"), a member of BGEO group plc ("Group") solely for informational purposes and independently of the respective companies mentioned herein. This document does not constitute or form part of, and should not be construed as, an offer or solicitation or invitation of an offer to buy, sell or subscribe for any securities or assets and nothing contained herein shall form the basis of any contract or commitment whatsoever or shall be considered as a recommendation to take any such actions.

Galt & Taggart is authorized to perform professional activities on the Georgian market. The distribution of this document in certain jurisdictions may be restricted by law. Persons into whose possession this document comes are required by Galt & Taggart to inform themselves about and to observe any and all restrictions applicable to them. This document is not directed to, or intended for distribution, directly or indirectly, to, or use by, any person or entity that is a citizen or resident located in any locality, state, country or other jurisdiction where such distribution, publication, availability or use would be contrary to law or regulation or which would require any registration or licensing within such jurisdiction.

Investments (or any short-term transactions) in emerging markets involve significant risk and volatility and may not be suitable for everyone. The recipients of this document must make their own investment decisions as they believe appropriate based on their specific objectives and financial situation. When doing so, such recipients should be sure to make their own assessment of the risks inherent in emerging market investments, including potential political and economic instability, other political risks including without limitation changes to laws and tariffs, and nationalization of assets, and currency exchange risk.

No representation, warranty or undertaking, express or implied, is or will be made by Galt & Taggart or any other member of the Group or their respective directors, employees, affiliates, advisers or agents or any other person as to, and no reliance should be placed on, the fairness, accuracy, completeness or correctness of this document and the information contained herein (and whether any information has been omitted from this document) and no reliance should be placed on it. This document should not be considered as a complete description of the markets, industries and/or companies referred to herein. Nothing contained in this document is, is to be construed as, or shall be relied on as legal, investment, business or tax advice, whether relating to the past or the future, by Galt & Taggart any other member of the Group or any of their respective directors, employees, affiliates, advisers or agents in any respect. Recipients are required to make their own independent investigation and appraisal of the matters discussed herein. Any investment decision should be made at the investor's sole discretion. To the extent permitted by law, Galt & Taggart, any other member of the Group and their respective directors, employees, affiliates, advisers and agents disclaim all liability whatsoever (in negligence or otherwise) for any loss or damages however arising, directly or indirectly, from any use of this document or its contents or otherwise arising in connection with this document, or for any act, or failure to act, by any party, on the basis of this document.

The information in this document is subject to verification, completion and change without notice and Galt & Taggart is not under any obligation to update or keep current the information contained herein. The delivery of this document shall not, under any circumstances, create any implication that there has been no change in the information since the date hereof or the date upon which this document has been most recently updated, or that the information contained in this document is correct as at any time subsequent to the date on which it is supplied or, if different, the date indicated in the document containing the same. No representation or warranty, expressed or implied, is made by Galt & Taggart or any other member of the Group, or any of their respective directors, employees, affiliates, advisers or agents with respect to the accuracy or completeness of such information.

The information provided and opinions expressed in this document are based on the information available as of the issue date and are solely those of Galt & Taggart as part of its internal research coverage. Opinions, forecasts and estimates contained herein are based on information obtained from third party sources believed to be reliable and in good faith, and may change without notice. Third party publications, studies and surveys generally state that the data contained therein have been obtained from sources believed to be reliable, but that there is no guarantee of the accuracy or completeness of such data. Accordingly, undue reliance should not be placed on any such data contained in this document. Neither Galt & Taggart, any other member of the Group, nor their respective directors, employees, affiliates, advisers or agents make any representation or warranty, express or implied, of this document's usefulness in predicting the future performance, or in estimating the current or future value, of any security or asset.

Galt & Taggart does, and seeks to do, and any other member of the Group may or seek to do business with companies covered in its research. As a result, investors should be aware of a potential conflict of interest that may affect the objectivity of the information contained in this document.

This document is confidential to clients of Galt & Taggart. Unauthorized copying, distribution, publication or retransmission of all or any part of this document by any medium or in any form for any purpose is strictly prohibited.

The recipients of this document are responsible for protecting against viruses and other destructive items. Receipt of the electronic transmission is at risk of the recipient and it is his/her responsibility to take precautions to ensure that it is free from viruses and other items of a destructive nature.

**Address:** 79 D. Agmashenebeli Avenue, Tbilisi 0102, Georgia

**Tel:** + (995) 32 2401 111

**Email:** [research@gt.ge](mailto:research@gt.ge)

### Head of Research

Eva Bochorishvili | [evabochorishvili@gt.ge](mailto:evabochorishvili@gt.ge)

### Economist

Lasha Kavtaradze | [lashakavtaradze@gt.ge](mailto:lashakavtaradze@gt.ge)

### Head of Analytics Unit

Giorgi Iremashvili | [giremashvili@gt.ge](mailto:giremashvili@gt.ge)

### Analyst

Mariam Chakhvashvili | [mchakhvashvili@gt.ge](mailto:mchakhvashvili@gt.ge)

### Analyst

Bachana Shengelia | [bshengelia@gt.ge](mailto:bshengelia@gt.ge)

### Analyst

Ana Nachkebia | [ananachkebia@gt.ge](mailto:ananachkebia@gt.ge)

### Analyst

Kakhaber Samkurashvili | [ksamkurashvili@gt.ge](mailto:ksamkurashvili@gt.ge)

### Analyst

Ioseb Kumsishvili | [ikumsishvili@gt.ge](mailto:ikumsishvili@gt.ge)