



Regional Fixed Income Market Watch

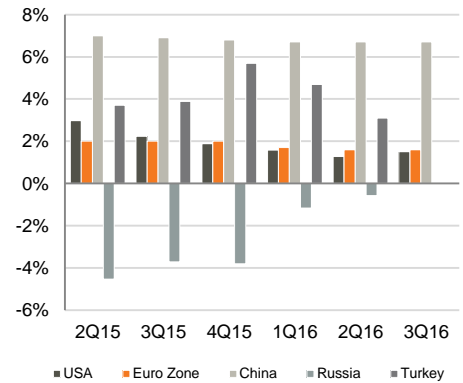
Georgia, Armenia, Azerbaijan, Belarus, Kazakhstan, Ukraine

Regional | Fixed Income
Monthly Bulletin
December 6, 2016

Highlights

- OPEC deal to cut production resulted in a surge in crude oil prices, up more than 15.0% in two days, reaching a record high level in over a year.
- The election of Donald Trump as US president led to a drop in bond prices globally, appreciation of US\$, and capital outflows from many emerging markets, pressuring their local currencies.
- According to short-term indicators, growth accelerated in Ukraine (+6.1% y/y), but retreated in Kazakhstan (+1.9% y/y) and Georgia (+1.3% y/y).
- The contraction in Russia eased to 0.5% y/y in October 2016, while the indicator of economic activity for Armenia posted a further decline (-7.8% y/y).
- Negative growth persisted in Azerbaijan and Belarus at 3.7% y/y and 2.8% y/y in 10M16.
- Annual inflation increased to 12.4% in Ukraine and to 15.6% in Azerbaijan in October 2016. Inflation eased to 11.5% in Kazakhstan, to 6.1% in Russia, and to 11.0% in Belarus. Georgia entered deflationary territory in October 2016, with inflation at -0.2%, while deflation in Armenia declined to -0.9%.
- Easing of monetary policy took place in Armenia (down 0.25ppts to 6.5%) and Kazakhstan (down 0.5ppts to 12.0%).

GDP growth rate, y/y



Source: Central banks, Statistics Offices, Bloomberg

Key macro indicators

	GDP, % change			GDP, US\$ bn			GDP per capita, US\$			Inflation, period average			Fiscal balance, % of GDP			Current account balance, % of GDP		
	2015A	2016F	2017F	2015A	2016F	2017F	2015A	2016F	2017F	2015A	2016F	2017F	2015A	2016F	2017F	2015A	2016F	2017F
Armenia	3.0%	3.2%	3.4%	10.5	10.8	11.2	3,521	3,596	3,731	3.7%	-0.5%	2.5%	-4.8%	-4.5%	-3.0%	-2.7%	-2.5%	-3.0%
Azerbaijan	1.1%	-2.4%	1.4%	54.0	35.7	38.5	5,739	3,759	4,028	4.0%	10.2%	8.5%	-6.8%	-9.9%	-3.9%	-0.4%	0.7%	3.1%
Belarus	-3.9%	-3.0%	-0.5%	54.6	48.1	49.5	5,749	5,092	5,266	13.5%	12.7%	12.0%	-3.5%	-5.3%	-8.2%	-3.8%	-4.9%	-4.8%
Georgia	2.8%	3.4%	5.2%	14.0	14.5	15.7	3,754	3,908	4,254	4.0%	2.6%	3.6%	-1.2%	-1.9%	-3.7%	-11.7%	-12.1%	-12.0%
Kazakhstan	1.2%	-0.8%	0.6%	184.4	128.1	148.3	10,426	7,138	8,141	6.5%	13.1%	9.3%	-6.8%	-5.6%	-4.1%	-2.4%	-2.2%	0.0%
Ukraine	-9.9%	1.5%	2.5%	90.5	87.2	95.3	2,125	2,052	2,247	48.7%	15.1%	11.0%	-1.2%	-3.7%	-4.4%	-0.3%	-1.5%	-2.1%
Russia	-3.7%	-0.8%	1.1%	1,326.0	1,267.8	1,442.4	9,243	8,838	10,060	15.5%	7.2%	5.0%	-3.5%	-3.9%	-1.5%	5.2%	3.0%	3.5%
Turkey	4.0%	3.3%	3.0%	717.9	735.7	769.5	9,186	9,317	9,647	7.7%	8.4%	8.2%	-1.0%	-1.9%	-1.6%	-4.5%	-4.4%	-5.6%

Source: IMF

Sovereign credit ratings

	Fitch			Moody's			S&P		
	LC	FC	Outlook	LC	FC	Outlook	LC	FC	Outlook
Armenia	B+	B+	stable	B1	B1	stable	NA	NA	NA
Azerbaijan	BB+	BB+	negative	Ba1	Ba1	negative	BB+	BB+	negative
Belarus	B-	B-	stable	Caa1	Caa1	stable	B-	B-	stable
Georgia	BB-	BB-	stable	Ba3	Ba3	stable	BB-	BB-	stable
Kazakhstan	BBB	BBB	stable	Baa3	Baa3	negative	BBB-	BBB-	negative
Ukraine	CCC	CCC	-	Caa3	Caa3	stable	B-	B-	stable
Russia	BBB-	BBB-	stable	Ba1	Ba1	negative	BBB-	BB+	stable
Turkey	BBB-	BBB-	negative	Ba1	Ba1	stable	BB+	BB	negative

Source: Fitch Ratings, S&P Global, Moody's

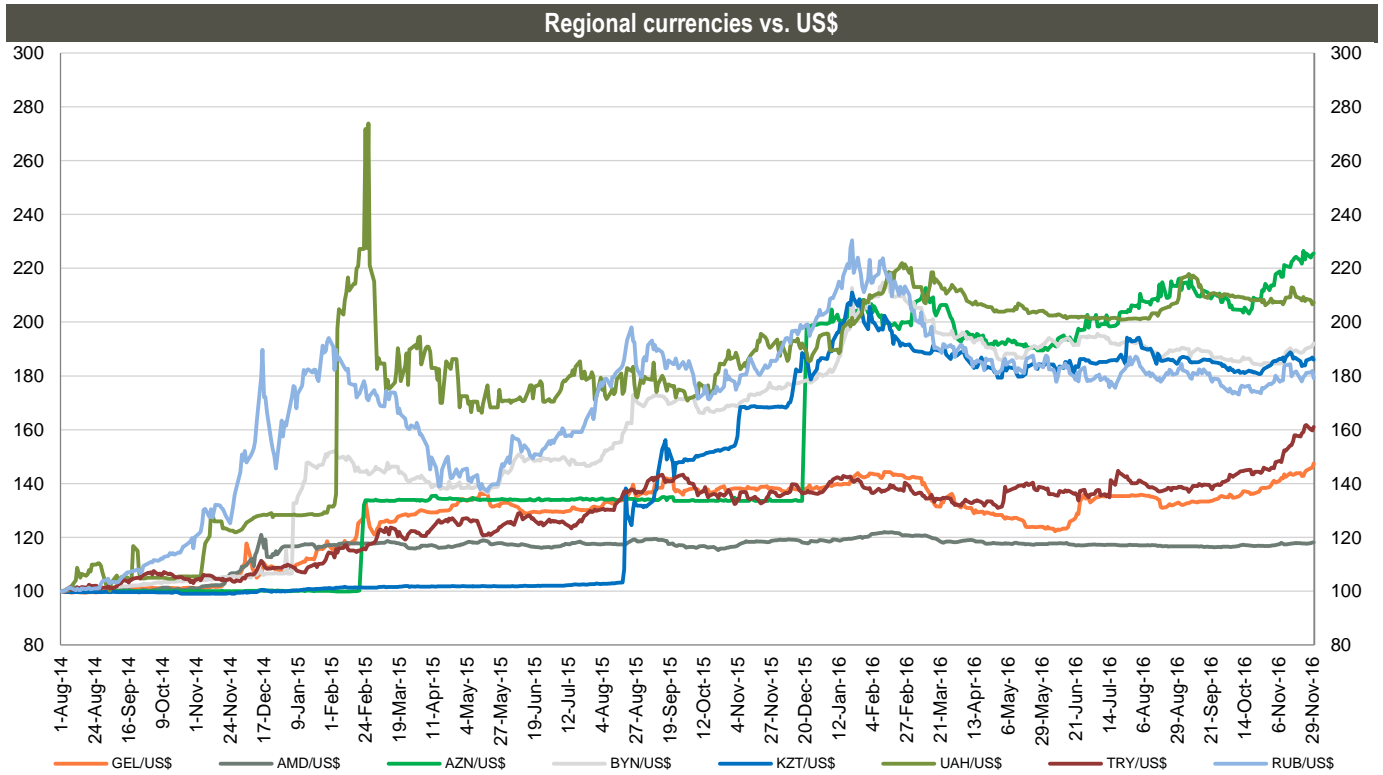
Monetary stance

	Inflation, y/y		MPR
	Oct-16	Nov-16	
Armenia	-0.9%	6.50%	
Azerbaijan	15.6%	15.00%	
Belarus	11.0%	18.00%	
Georgia	-0.2%	6.50%	
Kazakhstan	11.5%	12.00%	
Ukraine	12.4%	14.00%	
Russia	6.1%	10.00%	
Turkey	7.2%	8.00%	

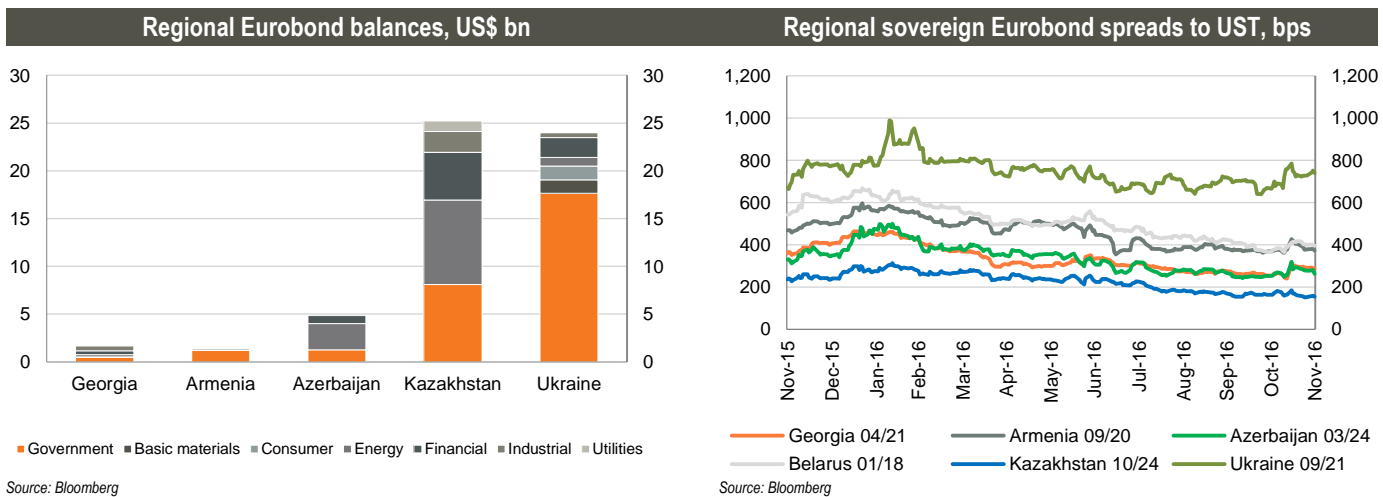
Source: Central banks, Statistics Offices



Eurobonds

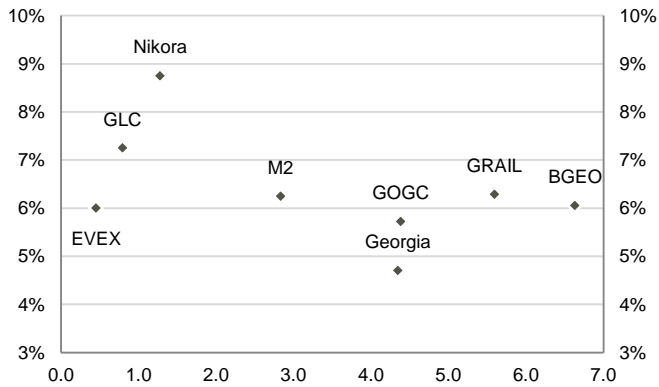


Note: 1 US\$ per local currency; Index growth means depreciation of the local currency, index decline means appreciation of the local currency; Aug-2014=100



Snapshot: Georgia

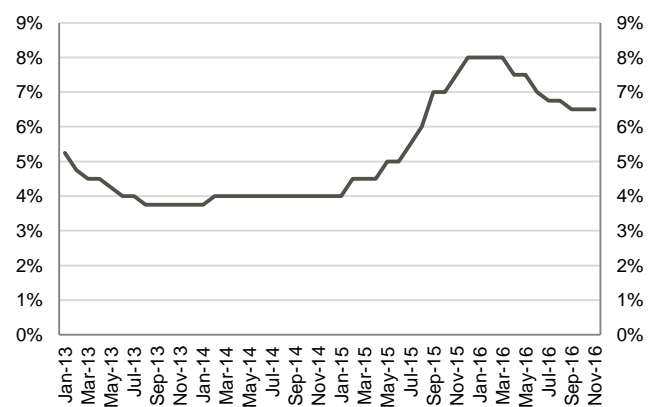
Yield curve



Remaining maturity

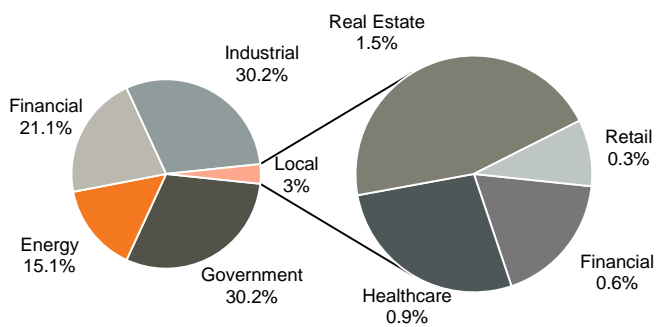
Source: Bloomberg, Galt & Taggart

Monetary policy rate



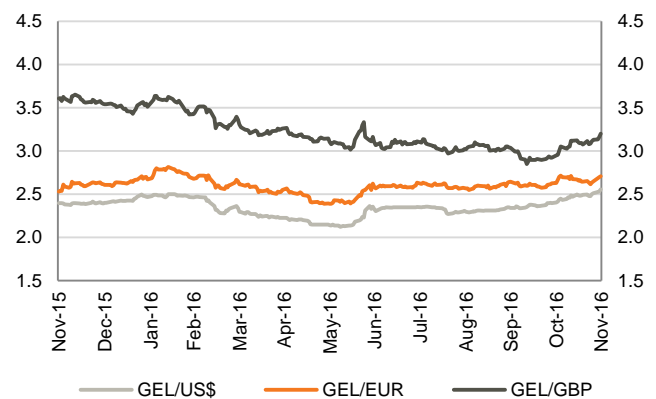
Source: National Bank of Georgia

Bond universe by sector (US\$ 1.7bn total)



Source: Bloomberg

Foreign exchange rates



Source: Bloomberg

Bond performance

Issuer	Currency	Sector	Ticker	Maturity	Coupon	Issue Ratings (Fitch/S&P/Moody's)	Size (Currency mn)	Bid price	YTM Mid	Exchange
Republic Of Georgia	US\$	Government	GEORG	Apr-21	6.88%	BB-/BB-/Ba3	500	108.02	4.70	London
Georgian Oil & Gas Corp	US\$	Energy	GEOROG	Apr-21	6.75%	BB-/B+/-	250	103.25	5.72	London
BGEO Group	US\$	Financial	BGEOLN	Jul-23	6.00%	BB-/B1	350	99.63	6.06	Dublin
Georgian Railway	US\$	Industrial	GRAIL	Jul-22	7.75%	BB-/*-/B+/-	500	106.38	6.29	London
Georgian Leasing Co	US\$	Financial	GEBGG	Sep-17	8.75%	-/-	10	100.60	7.25	Georgia
EVEX Medical	US\$	Healthcare	EVEXMD	May-17	9.50%	-/-	15	101.15	6.00	Georgia
M2 Real Estate	US\$	Real Estate	GEBGG	Oct-19	7.50%	-/-	25	101.00	6.25	Georgia
Nikora Trade	US\$	Retail	NIKORA	Mar-18	11.00%	-/-	5	102.00	8.75	Georgia
GWP	GEL	Utilities	GEWRPW	Dec-17	14.00%**	BB-/B1	6.0	N/A	N/A	Not Listed
GWP	GEL	Utilities	GEWRPW	Aug-17	14.00%	BB-/*-/B1	2.6	N/A	N/A	Georgia

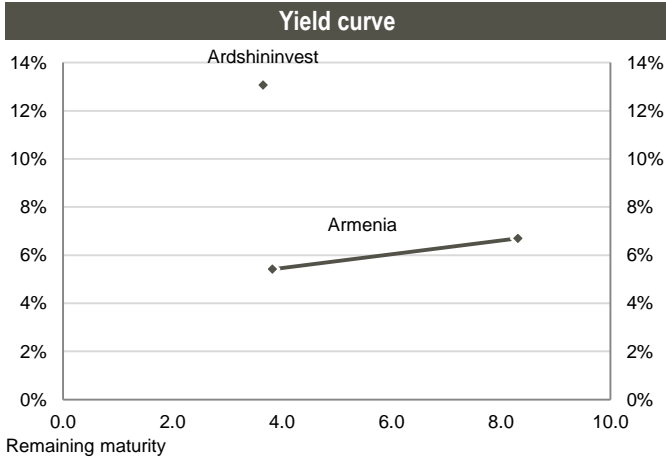
*Company ratings

**Floating rate with 7.5% over the NBG's refinancing rate

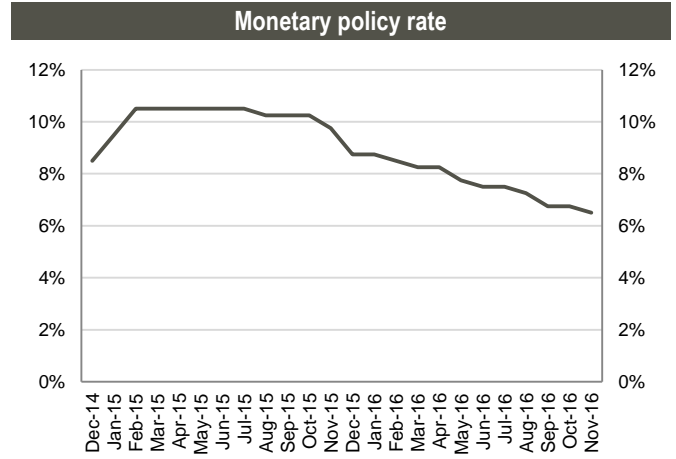
Source: Bloomberg, Galt & Taggart



Snapshot: Armenia

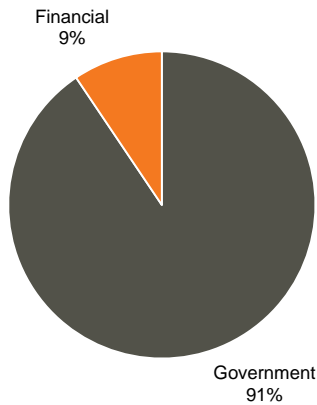


Source: Bloomberg



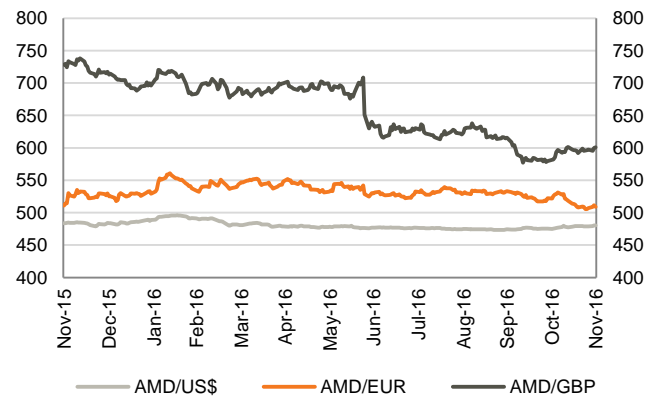
Source: Central Bank of Armenia

Bond universe by sector (US\$ 1.3bn total)



Source: Bloomberg

Foreign exchange rates



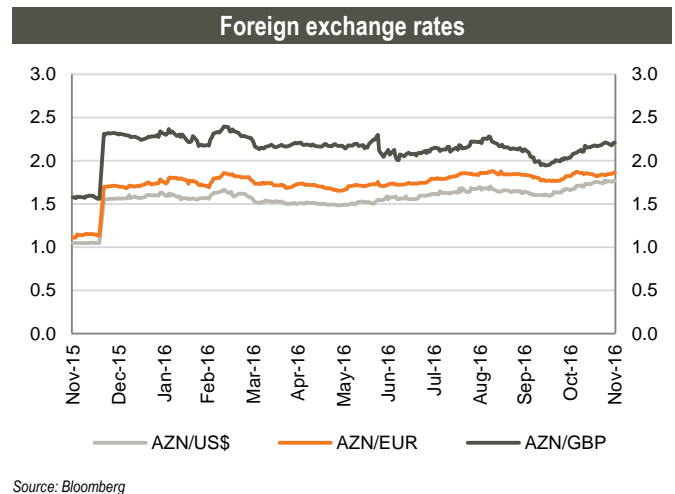
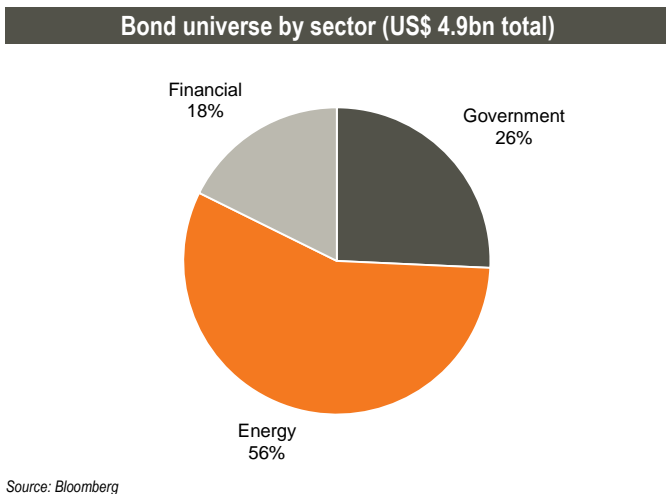
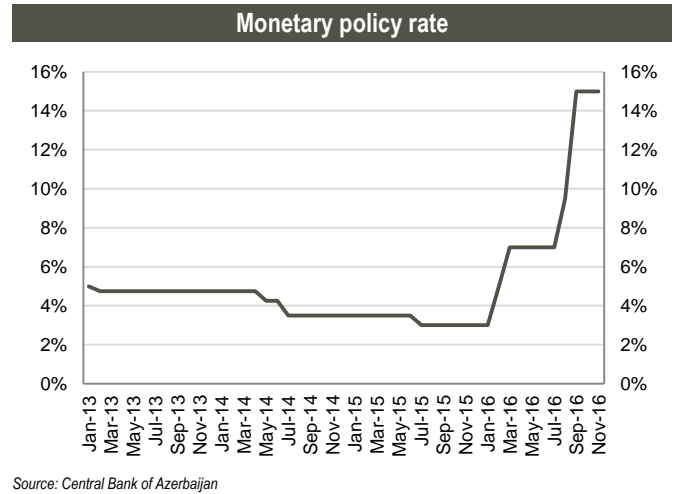
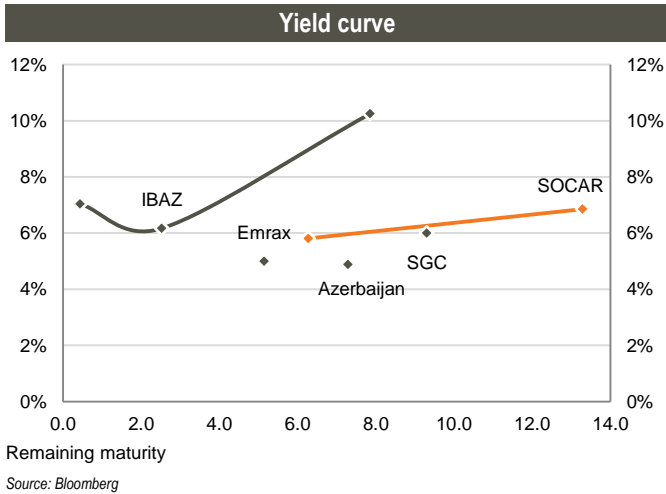
Source: Bloomberg

Bond performance

Issuer	Currency	Sector	Ticker	Maturity	Coupon	Issue Ratings (Fitch/S&P/Moody's)	Size (Currency mn)	Bid price	YTM Mid	Exchange
Republic Of Armenia	US\$	Government	ARMEN	Sep-20	6.00%	B+/-/B1	700	101.66	5.42	Dublin
Republic Of Armenia	US\$	Government	ARMEN	Mar-25	7.15%	B+/-/B1	500	102.62	6.70	Dublin
Ameriabank	US\$	Financial	AMERIA	Jul-18	6.75%	B+/-/-	15	N/A	N/A	Armenia
Ardshinvestbk	US\$	Financial	ARBANK	Jul-20	12.00%	B+/-/B1	100	96.00	13.07	Dublin
Armswissbank	US\$	Financial	ARMSWI	Apr-19	8.00%	-/-/-	5	N/A	N/A	Armenia
Armswissbank	US\$	Financial	ARMSWI	Apr-20	8.50%	-/-/-	5	N/A	N/A	Armenia

Source: Bloomberg

Snapshot: Azerbaijan



Bond performance

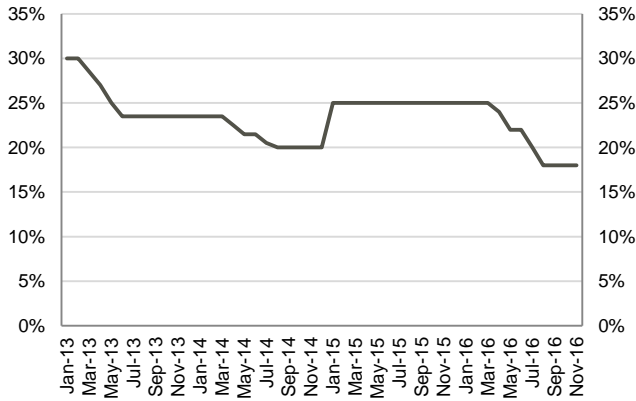
Issuer	Currency	Sector	Ticker	Maturity	Coupon	Issue Ratings (Fitch/S&P/Moody's)	Size (Currency mn)	Bid price	YTM Mid	Exchange
Republic Of Azerbaijan	US\$	Government	AZERBJ	Mar-24	4.75%	BB+/-/Ba1	1,250	98.95	4.88	Stuttgart
Southern Gas Corridor	US\$	Energy	SGCAZE	Mar-26	6.88%	BB+/-/Ba1	1,000	105.88	6.00	Dublin
SOCAR	US\$	Energy	SOIAZ	Mar-23	4.75%	BB+/BB/Ba1	1,000	94.26	5.81	London
SOCAR	US\$	Energy	SOIAZ	Mar-30	6.95%	BB+/BB/NR	750	100.46	6.85	London
Emraxbank	US\$	Financial	EMRXAZ	Jan-22	9.00%	-/-	10	117.55	4.99	Baku
IBAZ	US\$	Financial	IBAZAZ	May-17	6.17%	-/-B1	100	99.26	7.04	Cayman Isl.
IBAZ	US\$	Financial	IBAZAZ	Jun-19	5.63%	BB-/Ba3	500	98.50	6.17	Stuttgart
IBAZ	US\$	Financial	IBAZAZ	Oct-24	8.25%	-/-Ba3	250	88.63	10.25	Dublin

Source: Bloomberg



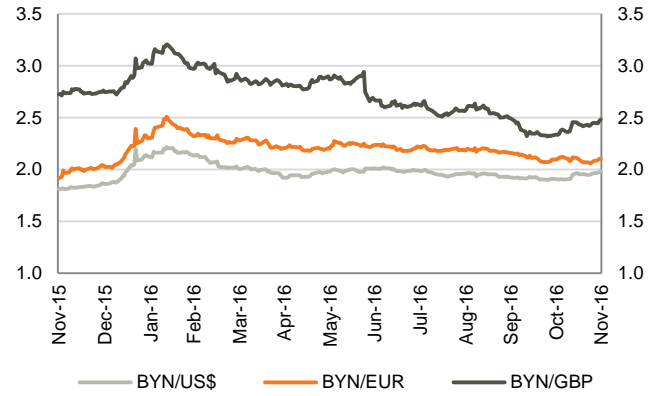
Snapshot: Belarus

Monetary policy rate



Source: National Bank of Belarus

Foreign exchange rates



Source: Bloomberg

Bond performance

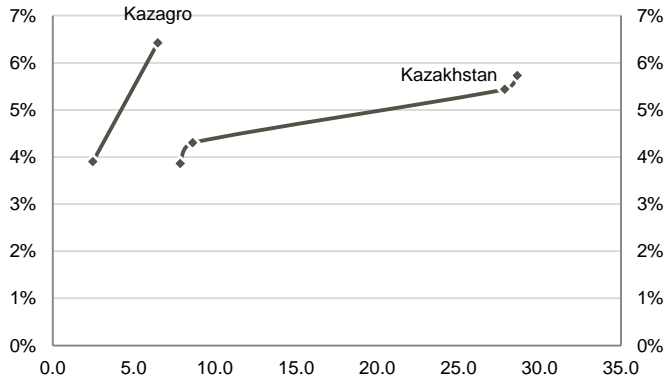
Issuer	Currency	Sector	Ticker	Maturity	Coupon	Issue Ratings (Fitch/S&P/Moody's)	Size (Currency mn)	Bid price	YTM Mid	Exchange
Republic Of Belarus	US\$	Government	BELRUS	Jan-18	8.95%	-/B-/Caa1	800	104.25	4.85	Stuttgart

Source: Bloomberg



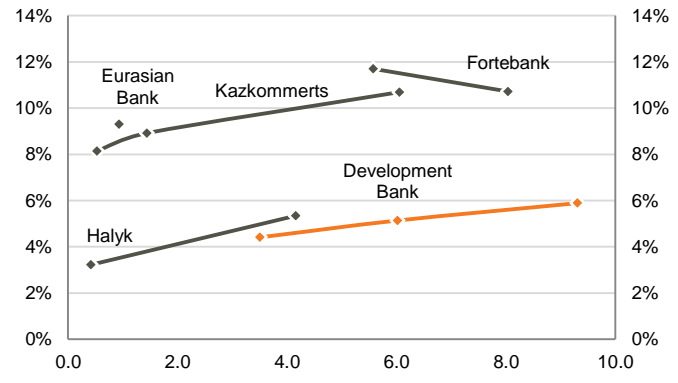
Snapshot: Kazakhstan

Yield curve (sovereign)



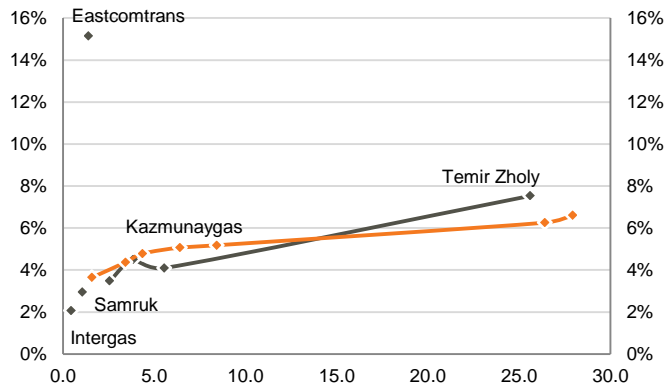
Remaining maturity
Source: Bloomberg

Yield curve (banks)



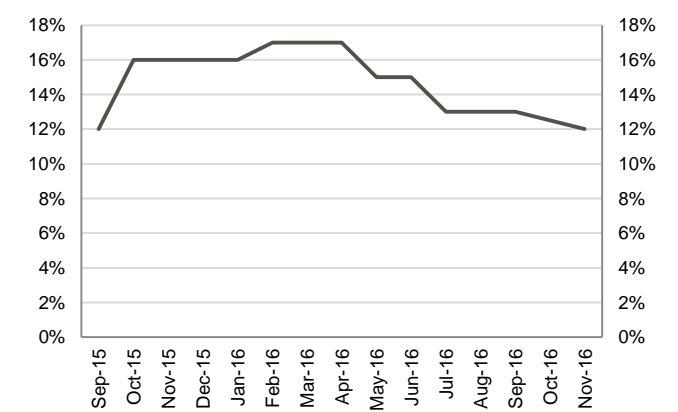
Remaining maturity
Source: Bloomberg

Yield curve (other sectors)



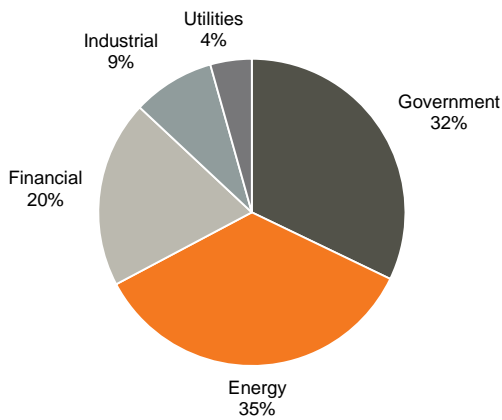
Remaining maturity
Source: Bloomberg

Monetary policy rate



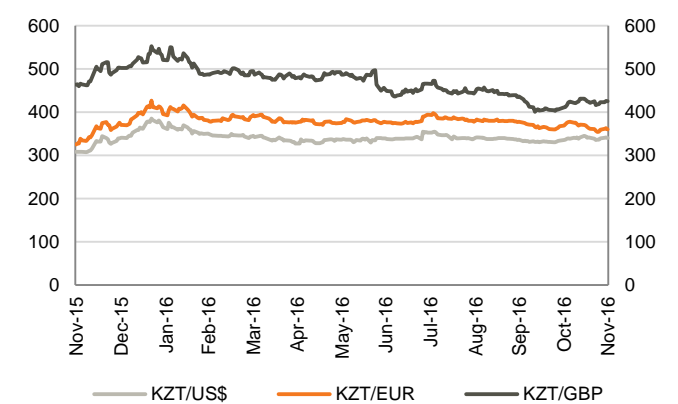
Source: National Bank of Kazakhstan

Bond universe by sector (US\$ 25.2bn total)



Source: Bloomberg

Foreign exchange rates



Source: Bloomberg



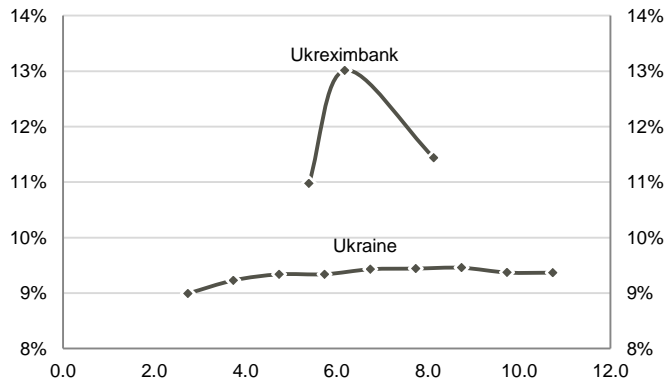
Bond performance

Issuer	Currency	Sector	Ticker	Maturity	Coupon	Issue Ratings (Fitch/S&P/Moody's)	Size (Currency mn)	Bid price	YTM Mid	Exchange
Republic Of Kazakhstan	US\$	Government	KAZAKS	Oct-24	3.88%	BBB/BBB-/Baa3	1,500	99.90	3.86	London
Republic Of Kazakhstan	US\$	Government	KAZAKS	Jul-25	5.13%	BBB/BBB-/Baa3	2,500	105.61	4.30	London
Republic Of Kazakhstan	US\$	Government	KAZAKS	Oct-44	4.88%	BBB/BBB-/Baa3	1,000	91.72	5.44	London
Republic Of Kazakhstan	US\$	Government	KAZAKS	Jul-45	6.50%	BBB/BBB-/Baa3	1,500	110.63	5.73	London
Kazagro Natl Mgmt Hldg	EUR	Government	KAZNMH	May-19	3.26%	BBB-/BB+/-	600	98.15	3.90	Dublin
Kazagro Natl Mgmt Hldg	US\$	Government	KAZNMH	May-23	4.63%	BBB-/BB+/-	1,000	90.29	6.42	Dublin
Kazmunaygas National Co	US\$	Energy	KZOKZ	Jul-18	9.13%	BBB-/BB/Baa3	1,600	108.13	3.64	London
Kazmunaygas National Co	US\$	Energy	KZOKZ	May-20	7.00%	BBB-/BB/Baa3	1,500	108.00	4.37	Frankfurt
Kazmunaygas National Co	US\$	Energy	KZOKZ	Apr-21	6.38%	BBB-/BB/Baa3	1,250	106.00	4.78	London
Kazmunaygas National Co	US\$	Energy	KZOKZ	Apr-23	4.40%	BBB-/BB/Baa3	1,000	96.00	5.07	Kazakhstan
Kazmunaygas National Co	US\$	Energy	KZOKZ	May-25	4.88%	BBB-/BB/Baa3	500	97.25	5.18	London
Kazmunaygas National Co	US\$	Energy	KZOKZ	Apr-43	5.75%	BBB-/BB/Baa3	2,000	93.00	6.26	Kazakhstan
Kazmunaygas National Co	US\$	Energy	KZOKZ	Nov-44	6.00%	BBB-/BB/Baa3	1,000	90.75	6.61	London
Development Bank Of Kaz.	US\$	Financial	DBKAZ	Jun-20	6.50%	BBB-/BBB-/Baa3	100	106.30	4.41	Kazakhstan
Development Bank Of Kaz.	US\$	Financial	DBKAZ	Dec-22	4.13%	BBB-/BBB-/Baa3	1,425	94.69	5.14	London
Development Bank Of Kaz.	US\$	Financial	DBKAZ	Mar-26	6.00%	BBB-/BBB-/Baa3	150	99.85	5.89	Kazakhstan
Eurasian Bank	US\$	Financial	EUBNKZ	Nov-17	7.50%	-/B/-	500	98.13	9.30	Kazakhstan
Fortebank	US\$	Financial	ALLIBK	Jun-22	14.00%	NR/B/-	61	107.50	11.70	Kazakhstan
Fortebank	US\$	Financial	ALLIBK	Dec-24	11.75%	-/B/-	237	104.88	10.72	Kazakhstan
Halyk Savings Bank-Kaz.	US\$	Financial	HSBKKZ	May-17	7.25%	BB/BB/Baa3	700	101.38	3.22	London
Halyk Savings Bank-Kaz.	US\$	Financial	HSBKKZ	Jan-21	7.25%	BB/BB/Baa3	500	106.63	5.34	London
Kazkommertsbank	US\$	Financial	KKB	Jun-17	5.95%	CC/CCC/Caa3u	250	98.50	8.14	London
Kazkommertsbank	US\$	Financial	KKB	May-18	8.50%	CCC/B-/Caa2u	300	98.88	8.92	London
Kazkommertsbank	US\$	Financial	KKB	Dec-22	5.50%	CCC/B/-	750	76.88	10.69	Kazakhstan
Eastcomtrans	US\$	Industrial	EASTCM	Apr-18	7.75%	B-/B3	100	90.38	15.14	London
Kazakhstan Temir Zholy	CHF	Industrial	KTZKZ	Jun-19	2.59%	BBB-/BB-/Baa3	100	97.00	3.47	Zurich
Kazakhstan Temir Zholy	US\$	Industrial	KTZKZ	Oct-20	6.38%	BBB-/BB-/Baa3	700	106.13	4.51	London
Kazakhstan Temir Zholy	CHF	Industrial	KTZKZ	Jun-22	3.64%	BBB-/BB-/Baa3	185	97.00	4.10	Zurich
Kazakhstan Temir Zholy	US\$	Industrial	KTZKZ	Jul-42	6.95%	BBB-/BB-/Baa3	1,100	93.00	7.53	London
Intergas Finance	US\$	Utilities	KZTGKZ	May-17	6.38%	BB+/BB/Baa3	600	101.63	2.06	London
Samruk-Energy	US\$	Utilities	SAMRUE	Dec-17	3.75%	BB/BB/-	500	100.38	2.95	Dublin

Source: Bloomberg

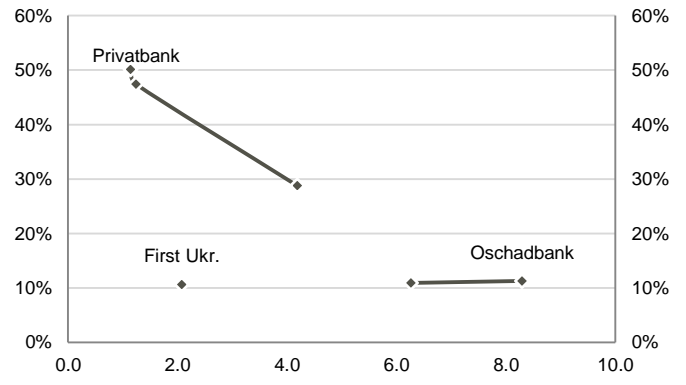
Snapshot: Ukraine

Yield curve (sovereign)



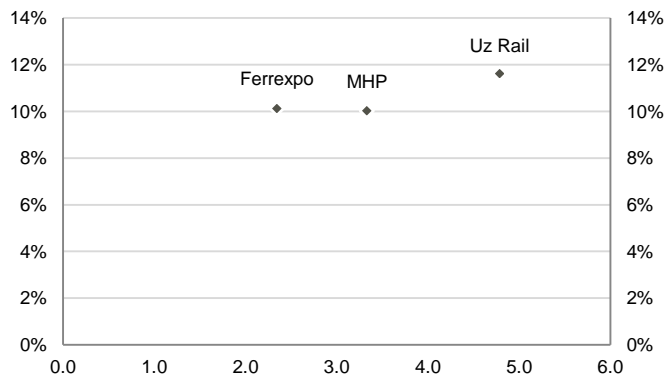
Remaining maturity
Source: Bloomberg

Yield curve (banks)



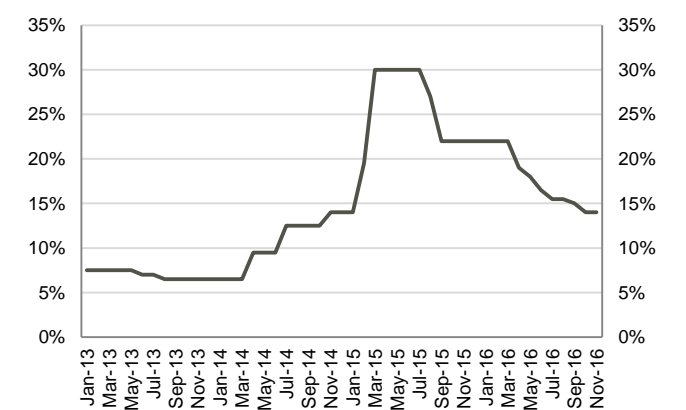
Remaining maturity
Source: Bloomberg

Yield curve (other sectors)



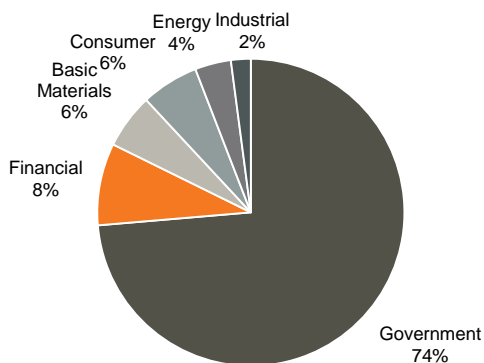
Remaining maturity
Source: Bloomberg

Monetary policy rate



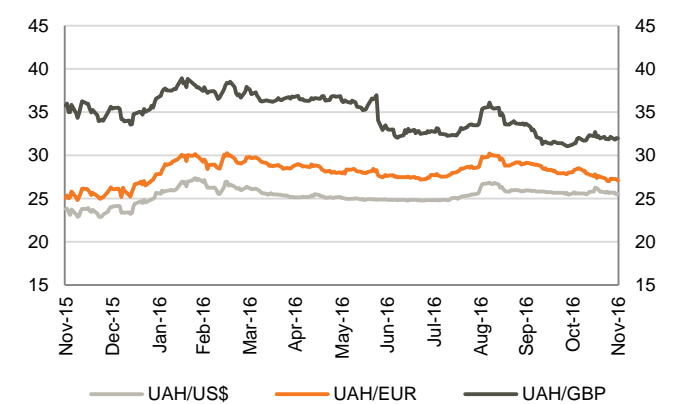
Source: National Bank of Ukraine

Bond universe by sector (US\$ 24.0bn total)



Source: Bloomberg

Foreign exchange rates



Source: Bloomberg



Bond performance

Issuer	Currency	Sector	Ticker	Maturity	Coupon	Issue Ratings (Fitch/S&P/Moody's)	Size (Currency mn)	Bid price	YTM Mid	Exchange
Ukraine Government	US\$	Government	UKRAIN	Sep-19	7.75%	B-/B-/Caa3	1,744	96.91	8.99	Dublin
Ukraine Government	US\$	Government	UKRAIN	Sep-20	7.75%	B-/B-/Caa3	1,780	95.20	9.23	Dublin
Ukraine Government	US\$	Government	UKRAIN	Sep-21	7.75%	B-/B-/Caa3	1,409	93.80	9.34	Dublin
Ukraine Government	US\$	Government	UKRAIN	Sep-22	7.75%	B-/B-/Caa3	1,384	92.94	9.34	Dublin
Ukraine Government	US\$	Government	UKRAIN	Sep-23	7.75%	B-/B-/Caa3	1,355	91.55	9.43	Dublin
Ukraine Government	US\$	Government	UKRAIN	Sep-24	7.75%	B-/B-/Caa3	1,339	90.61	9.44	Dublin
Ukraine Government	US\$	Government	UKRAIN	Sep-25	7.75%	B-/B-/Caa3	1,329	89.76	9.46	Dublin
Ukraine Government	US\$	Government	UKRAIN	Sep-26	7.75%	B-/B-/Caa3	1,318	89.53	9.37	Dublin
Ukraine Government	US\$	Government	UKRAIN	Sep-27	7.75%	B-/B-/Caa3	1,307	88.90	9.37	Dublin
Ukraine Government	US\$	Government	UKRAIN	May-40	0.00%	-/B-/	3,214	29.38	N/A	Dublin
Ukreximbank	US\$	Government	EXIMUK	Apr-22	9.63%	B-/Caa3	750	94.41	10.97	Dublin
Ukreximbank	US\$	Government	EXIMUK	Feb-23	8.16%	C-/Ca	125	79.85	13.01	Dublin
Ukreximbank	US\$	Government	EXIMUK	Jan-25	9.75%	B-/Caa3	600	90.87	11.44	Dublin
Ferrexpo Finance	US\$	Basic Materials	FXPOLN	Apr-19	10.38%	CCC/CCC/Caa3	186	100.25	10.18	Dublin
Ferrexpo Finance	US\$	Basic Materials	FXPOLN	Apr-19	10.38%	CCC/CCC/Caa3	161	100.00	10.12	Dublin
Metinvest	US\$	Basic Materials	METINV	Nov-17	10.50%	C-/	290	86.38	N/A	Dublin
Metinvest	US\$	Basic Materials	METINV	Feb-18	8.75%	C-/Caa3	750	86.88	N/A	Dublin
Avangardco Investments	US\$	Consumer	AVINPU	Oct-18	10.00%	WD/-/	200	27.38	97.34	London
MHP	US\$	Consumer	MHPSA	Apr-20	8.25%	B-/B-/	750	94.88	10.03	Dublin
Ukrlandfarming	US\$	Consumer	UKRLAN	Mar-18	10.88%	WD/NR/-	500	29.75	137.51	Dublin
Dtek Finance	US\$	Energy	DTEKUA	Mar-18	10.38%	C-/	160	79.63	N/A	Dublin
Dtek Finance	US\$	Energy	DTEKUA	Apr-18	7.88%	C-/Ca	750	79.88	N/A	Trace
First Ukr.	US\$	Financial	PUMBUZ	Dec-18	11.00%	NR/-/WR	275	100.25	10.62	Zurich
Privatbank	US\$	Financial	PRBANK	Jan-18	10.25%	CCC/-/WR	200	66.63	50.12	London
Privatbank	US\$	Financial	PRBANK	Feb-18	10.88%	CCC/-/Cau	175	66.75	47.42	Dublin
Privatbank	US\$	Financial	PRBANK	Feb-21	11.00%	-/-/	220	56.88	28.77	Channel Isl.
Oschadbank	US\$	Financial	OSCHAD	Mar-23	9.38%	B-/Caa3	700	92.65	10.91	Dublin
Oschadbank	US\$	Financial	OSCHAD	Mar-25	9.63%	B-/Caa3	500	90.86	11.28	Dublin
Uz Rail Via Shortline	US\$	Industrial	RAILUA	Sep-21	9.88%	CCC/CCC+/-	500	93.25	11.61	Dublin

Source: Bloomberg

Disclaimer

This document is strictly confidential and has been prepared by JSC Galt & Taggart ("Galt & Taggart"), a member of JSC Bank of Georgia group ("Group") solely for informational purposes and independently of the respective companies mentioned herein. This document does not constitute or form part of, and should not be construed as, an offer or solicitation or invitation of an offer to buy, sell or subscribe for any securities or assets and nothing contained herein shall form the basis of any contract or commitment whatsoever or shall be considered as a recommendation to take any such actions.

Galt & Taggart is authorized to perform professional activities on the Georgian market. The distribution of this document in certain jurisdictions may be restricted by law. Persons into whose possession this document comes are required by Galt & Taggart to inform themselves about and to observe any and all restrictions applicable to them. This document is not directed to, or intended for distribution, directly or indirectly, to, or use by, any person or entity that is a citizen or resident located in any locality, state, country or other jurisdiction where such distribution, publication, availability or use would be contrary to law or regulation or which would require any registration or licensing within such jurisdiction.

Investments (or any short-term transactions) in emerging markets involve significant risk and volatility and may not be suitable for everyone. The recipients of this document must make their own investment decisions as they believe appropriate based on their specific objectives and financial situation. When doing so, such recipients should be sure to make their own assessment of the risks inherent in emerging market investments, including potential political and economic instability, other political risks including without limitation changes to laws and tariffs, and nationalization of assets, and currency exchange risk.

No representation, warranty or undertaking, express or implied, is or will be made by Galt & Taggart or any other member of the Group or their respective directors, employees, affiliates, advisers or agents or any other person as to, and no reliance should be placed on, the fairness, accuracy, completeness or correctness of this document and the information contained herein (and whether any information has been omitted from this document) and no reliance should be placed on it. This document should not be considered as a complete description of the markets, industries and/or companies referred to herein. Nothing contained in this document is, is to be construed as, or shall be relied on as legal, investment, business or tax advice, whether relating to the past or the future, by Galt & Taggart any other member of the Group or any of their respective directors, employees, affiliates, advisers or agents in any respect. Recipients are required to make their own independent investigation and appraisal of the matters discussed herein. Any investment decision should be made at the investor's sole discretion. To the extent permitted by law, Galt & Taggart, any other member of the Group and their respective directors, employees, affiliates, advisers and agents disclaim all liability whatsoever (in negligence or otherwise) for any loss or damages however arising, directly or indirectly, from any use of this document or its contents or otherwise arising in connection with this document, or for any act, or failure to act, by any party, on the basis of this document.

The information in this document is subject to verification, completion and change without notice and Galt & Taggart is not under any obligation to update or keep current the information contained herein. The delivery of this document shall not, under any circumstances, create any implication that there has been no change in the information since the date hereof or the date upon which this document has been most recently updated, or that the information contained in this document is correct as at any time subsequent to the date on which it is supplied or, if different, the date indicated in the document containing the same. No representation or warranty, expressed or implied, is made by Galt & Taggart or any other member of the Group, or any of their respective directors, employees, affiliates, advisers or agents with respect to the accuracy or completeness of such information.

The information provided and opinions expressed in this document are based on the information available as of the issue date and are solely those of Galt & Taggart as part of its internal research coverage. Opinions, forecasts and estimates contained herein are based on information obtained from third party sources believed to be reliable and in good faith, and may change without notice. Third party publications, studies and surveys generally state that the data contained therein have been obtained from sources believed to be reliable, but that there is no guarantee of the accuracy or completeness of such data. Accordingly, undue reliance should not be placed on any such data contained in this document. Neither Galt & Taggart, any other member of the Group, nor their respective directors, employees, affiliates, advisers or agents make any representation or warranty, express or implied, of this document's usefulness in predicting the future performance, or in estimating the current or future value, of any security or asset.

Galt & Taggart does, and seeks to do, and any other member of the Group may or seek to do business with companies covered in its research. As a result, investors should be aware of a potential conflict of interest that may affect the objectivity of the information contained in this document.

This document is confidential to clients of Galt & Taggart. Unauthorized copying, distribution, publication or retransmission of all or any part of this document by any medium or in any form for any purpose is strictly prohibited.

The recipients of this document are responsible for protecting against viruses and other destructive items. Receipt of the electronic transmission is at risk of the recipient and it is his/her responsibility to take precautions to ensure that it is free from viruses and other items of a destructive nature.

Galt & Taggart

Address: 79 D. Agmashenebeli Avenue, Tbilisi 0102, Georgia

Tel: + (995) 32 2401 111

Email: gt@gt.ge