



Regional Fixed Income Market Watch

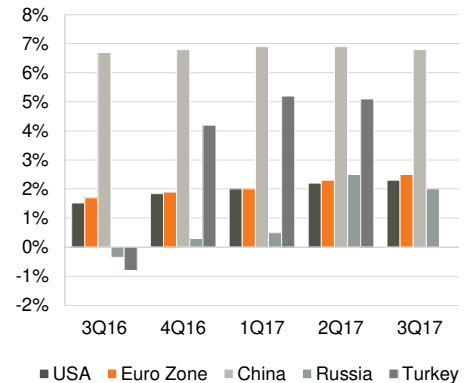
Georgia, Armenia, Azerbaijan, Belarus, Kazakhstan, Ukraine

Regional | Fixed Income
Monthly Bulletin
December 11, 2017

Highlights

- US GDP growth in 3Q17 was revised up to an annualized 3.3% y/y (2nd estimate) from an annualized 3.0% y/y (advance estimate). Revised figures show that GDP growth in EU19 came in at 2.6% y/y in 3Q17, after 2.4% y/y growth in 2Q17.
- Based on rapid estimates, economic growth in October 2017 came in at 17.6% y/y in Armenia, 5.7% y/y in Georgia, 1.4% y/y in Kazakhstan, and 0.5% y/y in Russia. In 10M17, GDP was up 2.0% y/y in Belarus and down 0.7% y/y in Azerbaijan.
- Annual inflation in the US was down to 2.0% in October 2017 from 2.2% in the previous month. Based on the Eurostat flash estimate, annual inflation in EU19 was up to 1.5% in November 2017 from 1.4% in October 2017.
- In November 2017, annual inflation increased in Turkey (13.0%), Georgia (6.9%), and Armenia (2.2%) and decreased in Kazakhstan (7.3%) and Russia (2.5%). October 2017 figures indicate a decrease in annual inflation to 14.6% in Ukraine, 12.0% in Azerbaijan and 3.9% in Belarus.
- There were no monetary policy rate changes in November 2017.

GDP growth rate, y/y



Source: Central banks, Statistics Offices, Bloomberg

Key macro indicators

	GDP, % change			GDP, US\$ bn			GDP per capita, US\$			Inflation, period average			Fiscal balance, % of GDP			Current account balance, % of GDP		
	2016	2017E	2018F	2016	2017E	2018F	2016	2017E	2018F	2016	2017E	2018F	2016	2017E	2018F	2016	2017E	2018F
Armenia	0.2%	3.5%	2.9%	10.6	11.0	11.5	3,533	3,690	3,853	-1.4%	1.9%	3.5%	-5.6%	-3.3%	-2.7%	-2.3%	-3.6%	-3.2%
Azerbaijan	-3.1%	-1.0%	1.3%	37.6	39.2	42.8	3,956	4,098	4,439	12.4%	12.0%	8.0%	-1.1%	-0.3%	0.7%	-3.6%	1.9%	2.5%
Belarus	-2.6%	0.7%	0.7%	47.4	52.8	54.0	4,989	5,585	5,745	11.8%	8.0%	7.5%	-3.4%	-5.6%	-3.8%	-3.6%	-5.3%	-4.6%
Georgia	2.7%	4.3%	4.2%	14.3	15.2	16.7	3,872	4,123	4,529	2.1%	6.0%	3.0%	-1.6%	-1.2%	-1.9%	-12.8%	-11.9%	-10.7%
Kazakhstan	1.1%	3.3%	2.8%	133.7	156.2	170.3	7,456	8,585	9,224	14.6%	7.3%	6.5%	-4.1%	-6.5%	-2.0%	-6.4%	-5.3%	-3.8%
Ukraine	2.3%	2.0%	3.2%	93.3	104.1	109.7	2,199	2,459	2,597	13.9%	12.8%	10.0%	-2.2%	-2.9%	-2.5%	-4.1%	-3.3%	-3.0%
Russia	-0.2%	1.8%	1.6%	1,283.2	1,469.3	1,522.9	8,946	10,248	10,630	7.0%	4.2%	3.9%	-3.7%	-2.1%	-1.5%	2.0%	2.8%	3.2%
Turkey	3.2%	5.1%	3.5%	863.4	841.2	905.7	10,817	10,434	11,125	7.8%	10.9%	9.3%	-2.3%	-3.2%	-2.4%	-3.8%	-4.6%	-4.6%

Source: IMF

Sovereign credit ratings

	Fitch			Moody's			S&P		
	LC	FC	Outlook	LC	FC	Outlook	LC	FC	Outlook
Armenia	B+	B+	stable	B1	B1	stable	NA	NA	NA
Azerbaijan	BB+	BB+	negative	Ba2	Ba2	stable	BB+	BB+	negative
Belarus	B-	B-	stable	Caa1	Caa1	stable	B	B	stable
Georgia	BB-	BB-	stable	Ba2	Ba2	stable	BB-	BB-	stable
Kazakhstan	BBB	BBB	stable	Baa3	Baa3	stable	BBB-	BBB-	stable
Ukraine	B-	B-	stable	Caa2	Caa2	positive	B-	B-	stable
Russia	BBB-	BBB-	stable	Ba1	Ba1	stable	BBB-	BB+	positive
Turkey	BBB-	BB+	stable	Ba1	Ba1	negative	BB+	BB	negative

Source: Fitch Ratings, S&P Global, Moody's

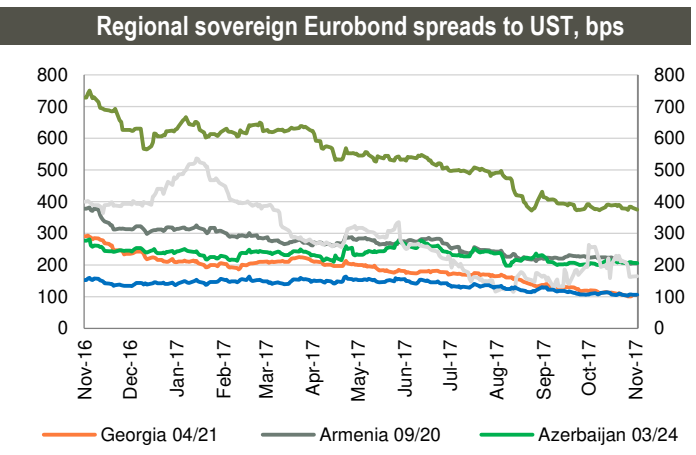
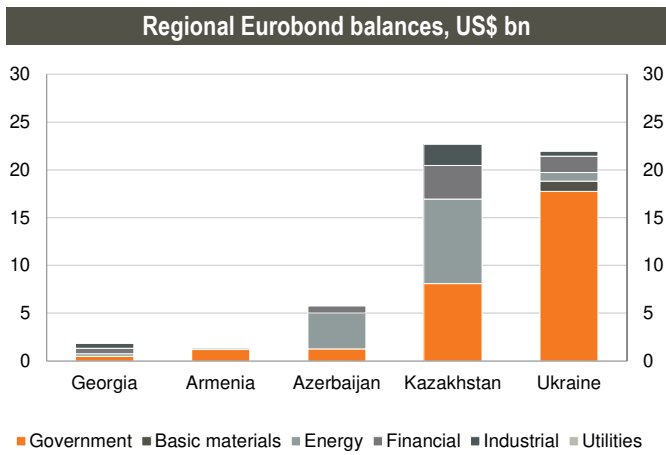
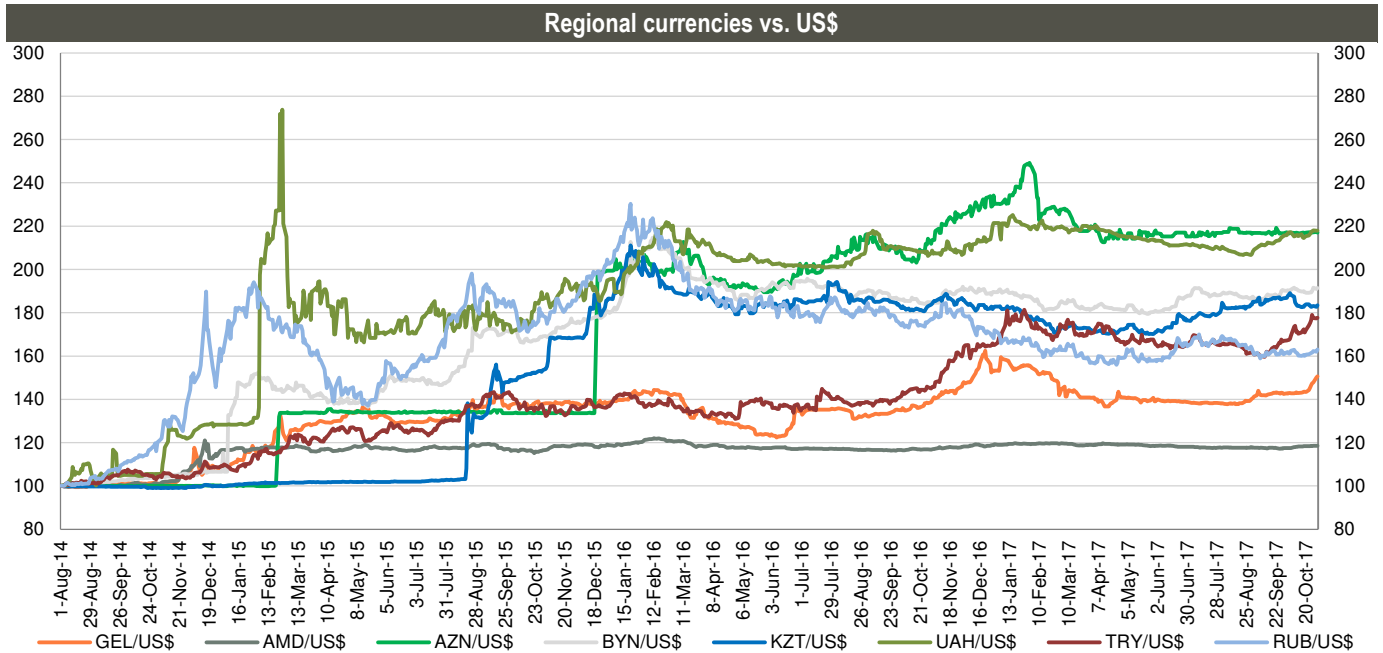
Monetary stance

	Inflation, y/y		MPR
	Nov-17	Nov-17	
Armenia	2.2%	6.0%	
Azerbaijan	12.0%*	15.0%	
Belarus	3.9%*	11.0%	
Georgia	6.9%	7.0%	
Kazakhstan	7.3%	10.25%	
Ukraine	14.6%*	13.5%	
Russia	2.5%	8.25%	
Turkey	13.0%	8.0%	

*October 2017

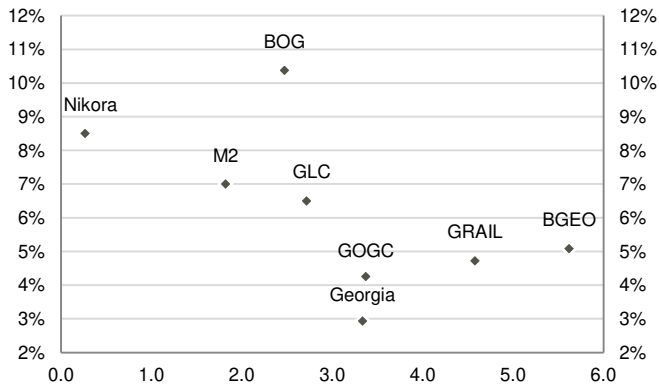
Source: Central banks, Statistics Offices

Eurobonds



Snapshot: Georgia

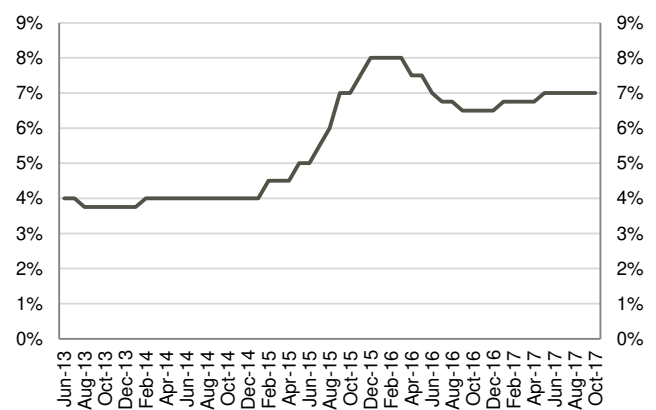
Yield curve



Remaining maturity

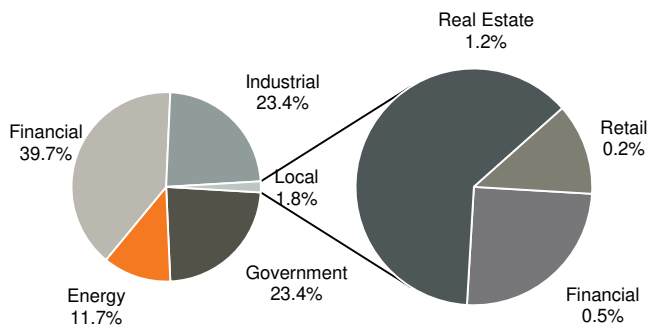
Source: Bloomberg, Galt & Taggart

Monetary policy rate



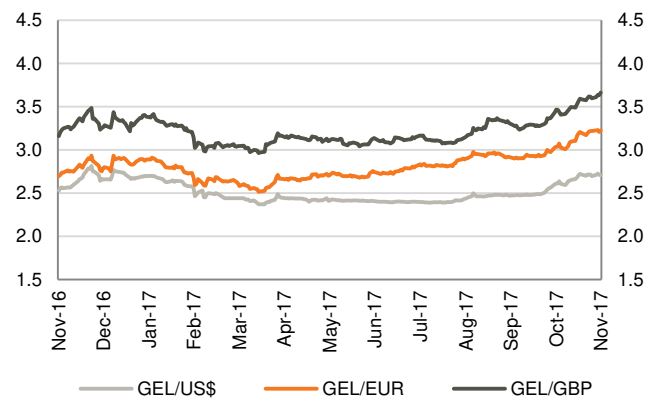
Source: National Bank of Georgia

Bond universe by sector (US\$ 1.8bn total)



Source: Bloomberg

Foreign exchange rates



Source: Bloomberg

Bond performance

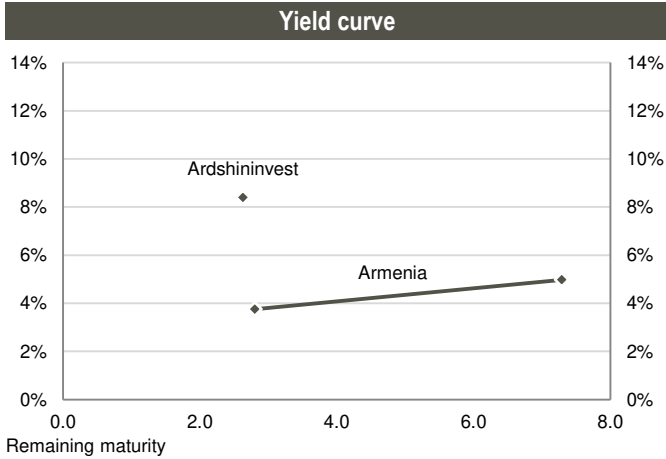
Issuer	Currency	Sector	Ticker	Maturity	Coupon	Issue Ratings (Fitch/S&P/Moody's)	Size (Currency mn)	Bid price	YTM Mid	Exchange
Republic Of Georgia	US\$	Government	GEORG	Apr-21	6.88%	BB-/BB-/Ba2	500	112.29	2.93	London
Georgian Oil & Gas Corp	US\$	Energy	GEOROG	Apr-21	6.75%	BB-/B+/-	250	107.51	4.26	London
BGEO Group	US\$	Financial	BGEOLN	Jul-23	6.00%	BB-/B1	350	104.04	5.08	Dublin
Bank Of Georgia	GEL	Financial	GEBGG	Jun-20	11.00%	BB-/B/Ba2	500	100.52	10.37	Dublin
Georgian Railway	US\$	Industrial	GRAIL	Jul-22	7.75%	B+/B+/-	500	112.30	4.72	London
Georgian Leasing Co	US\$	Financial	GEBGG	Aug-20	7.00%	-/-	10	99.98	6.50	Georgia
M2 Real Estate	US\$	Real Estate	GEBGG	Oct-19	7.50%	-/-	25	101.69	7.00	Georgia
Nikora Trade	US\$	Retail	NIKORA	Mar-18	11.00%	-/-	5	100.80	8.50	Georgia
GWP	GEL	Utilities	GEWRPW	Dec-21	10.50%**	BB-/B1	30.0	N/A	N/A	Not Listed

*Company ratings

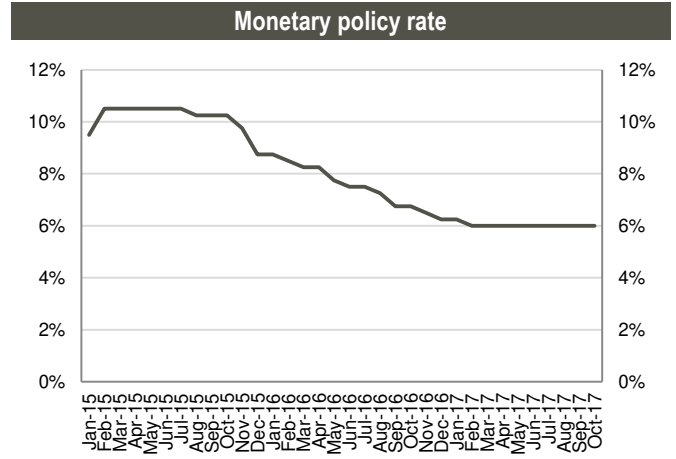
**Floating rate with 3.5% over the NBG's refinancing rate

Source: Bloomberg, Galt & Taggart

Snapshot: Armenia

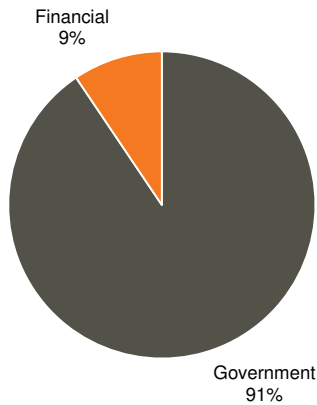


Source: Bloomberg



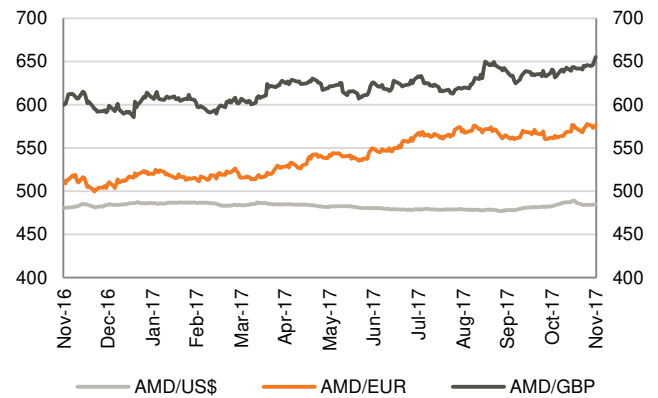
Source: Central Bank of Armenia

Bond universe by sector (US\$ 1.3bn total)



Source: Bloomberg

Foreign exchange rates



Source: Bloomberg

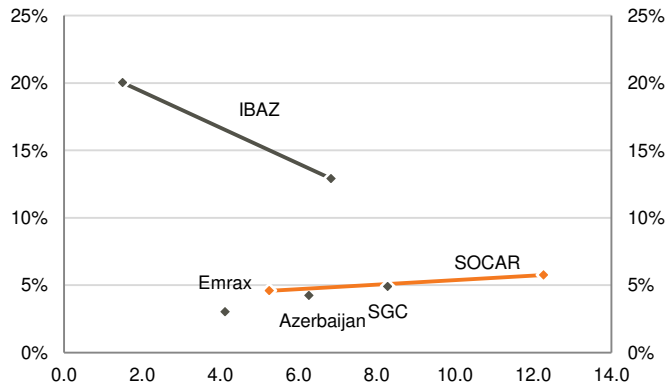
Bond performance

Issuer	Currency	Sector	Ticker	Maturity	Coupon	Issue Ratings (Fitch/S&P/Moody's)	Size (Currency mn)	Bid price	YTM Mid	Exchange
Republic Of Armenia	US\$	Government	ARMEN	Sep-20	6.00%	B+/-/B1	700	105.76	3.75	Dublin
Republic Of Armenia	US\$	Government	ARMEN	Mar-25	7.15%	B+/-/B1	500	113.05	4.97	Dublin
Ameriabank	US\$	Financial	AMERIA	Jul-18	6.75%	WD/-/-	15	N/A	N/A	Armenia
Ardshinvestbk	US\$	Financial	ARBANK	Jul-20	12.00%	B+/-/B1	100	108.02	8.39	Dublin
Armswissbank	US\$	Financial	ARMSWI	Apr-19	8.00%	-/-/-	5	N/A	N/A	Armenia
Armswissbank	US\$	Financial	ARMSWI	Apr-20	8.50%	-/-/-	5	N/A	N/A	Armenia

Source: Bloomberg

Snapshot: Azerbaijan

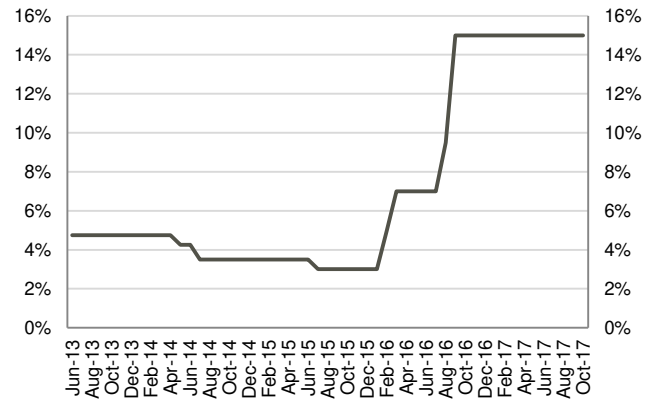
Yield curve



Remaining maturity

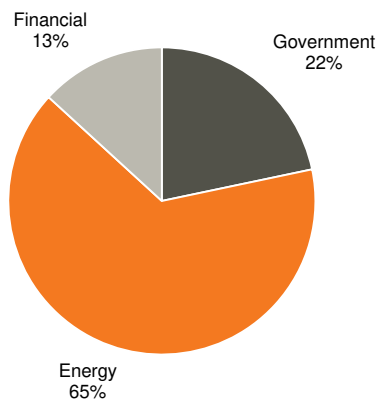
Source: Bloomberg

Monetary policy rate



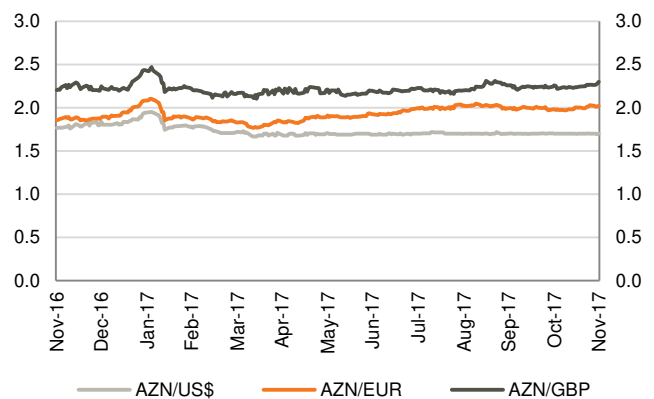
Source: Central Bank of Azerbaijan

Bond universe by sector (US\$ 5.8bn total)



Source: Bloomberg

Foreign exchange rates



Source: Bloomberg

Bond performance

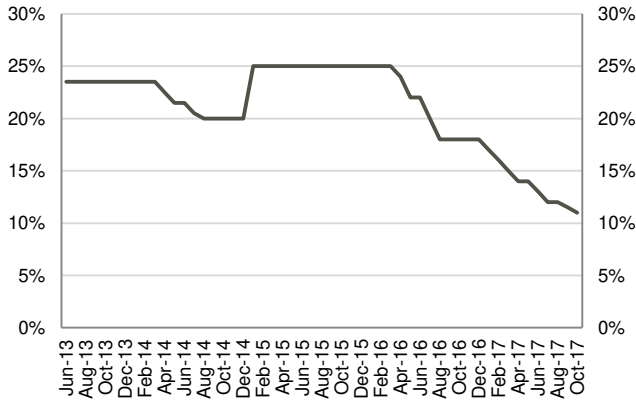
Issuer	Currency	Sector	Ticker	Maturity	Coupon	Issue Ratings (Fitch/S&P/Moody's)	Size (Currency mn)	Bid price	YTM Mid	Exchange
Republic Of Azerbaijan	US\$	Government	AZERBJ	Mar-24	4.75%	BB+/-/Ba2	1,250	102.73	4.23	Stuttgart
Southern Gas Corridor	US\$	Energy	SGCAZE	Mar-26	6.88%	BB+/-/Ba2	2,000	113.22	4.90	Dublin
SOCAR	US\$	Energy	SOIAZ	Mar-23	4.75%	BB+/BB-/Ba2	1,000	100.71	4.58	London
SOCAR	US\$	Energy	SOIAZ	Mar-30	6.95%	BB+/BB-/NR	750	110.31	5.75	London
Emraxbank	US\$	Financial	EMRXAZ	Jan-22	9.00%	-/-	10	122.77	3.02	Baku
IBAZ	US\$	Financial	IBAZAZ	Jun-19	5.63%	WD/-/WR	500	81.75	20.02	Stuttgart
IBAZ	US\$	Financial	IBAZAZ	Oct-24	8.25%	-/-/WR	250	78.25	12.90	Dublin

Source: Bloomberg



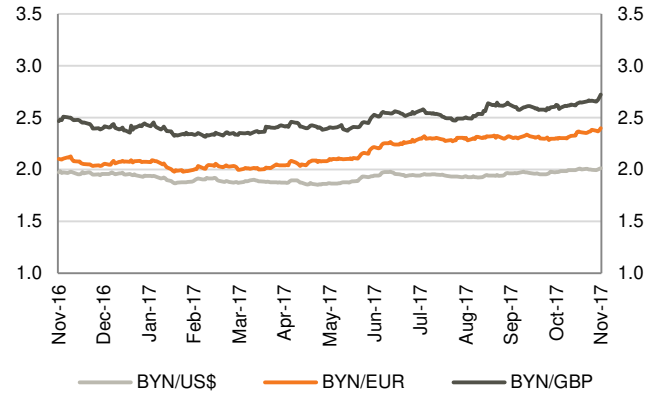
Snapshot: Belarus

Monetary policy rate



Source: National Bank of Belarus

Foreign exchange rates



Source: Bloomberg

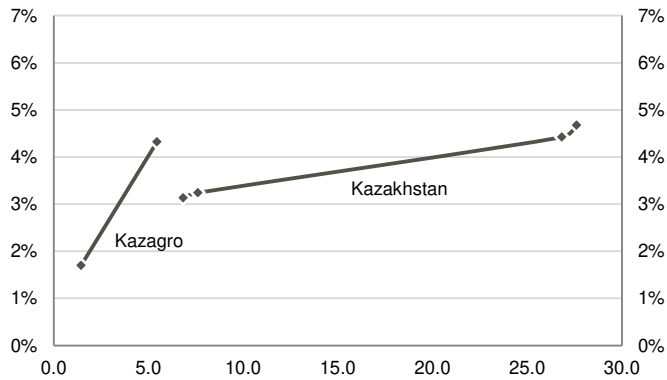
Bond performance

Issuer	Currency	Sector	Ticker	Maturity	Coupon	Issue Ratings (Fitch/S&P/Moody's)	Size (Currency mn)	Bid price	YTM Mid	Exchange
Republic Of Belarus	US\$	Government	BELRUS	Jan-18	8.95%	-/B/Caa1	800	100.50	2.37	Stuttgart

Source: Bloomberg

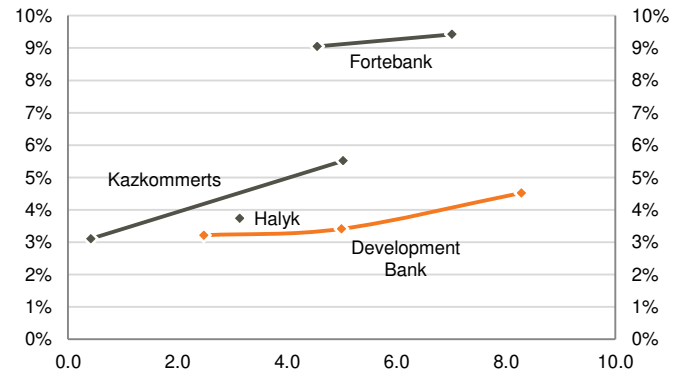
Snapshot: Kazakhstan

Yield curve (sovereign)



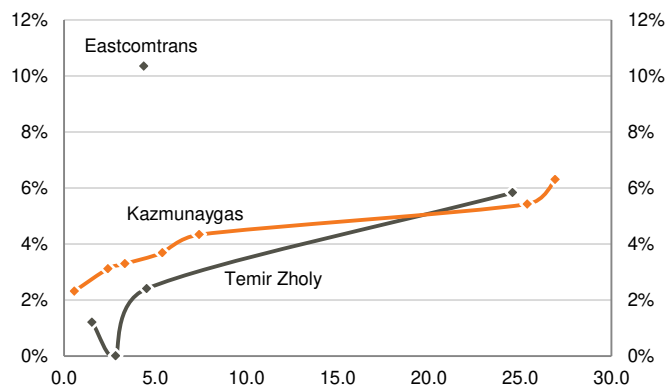
Remaining maturity
Source: Bloomberg

Yield curve (banks)



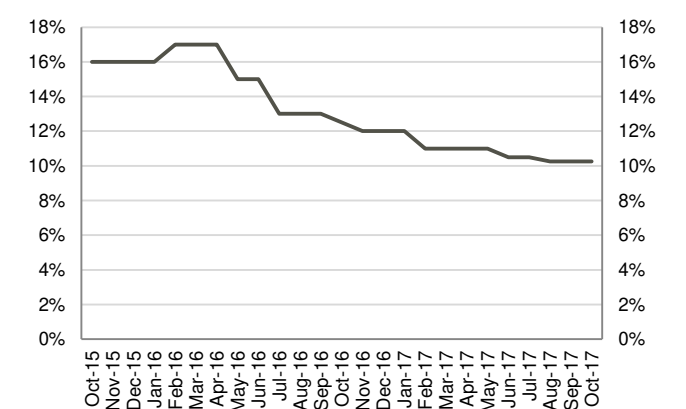
Remaining maturity
Source: Bloomberg

Yield curve (other sectors)



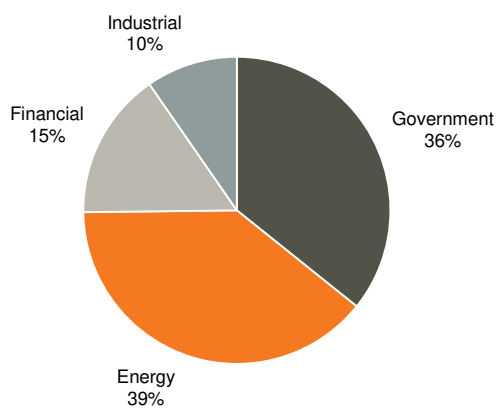
Remaining maturity
Source: Bloomberg

Monetary policy rate



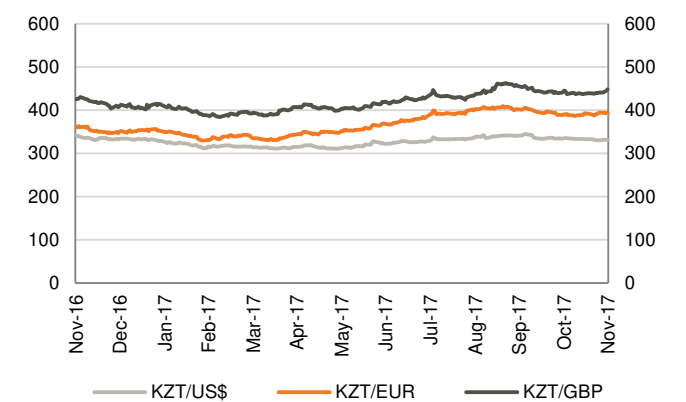
Source: National Bank of Kazakhstan

Bond universe by sector (US\$ 22.7bn total)



Source: Bloomberg

Foreign exchange rates



Source: Bloomberg

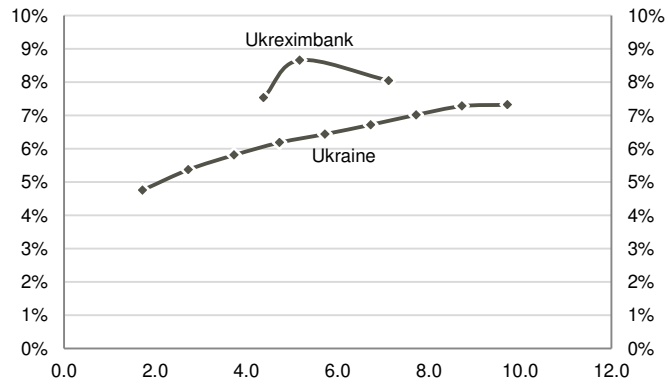
Bond performance

Issuer	Currency	Sector	Ticker	Maturity	Coupon	Issue Ratings (Fitch/S&P/Moody's)	Size (Currency mn)	Bid price	YTM Mid	Exchange
Republic Of Kazakhstan	US\$	Government	KZAKS	Oct-24	3.88%	BBB/BBB-/Baa3	1,500	104.33	3.13	London
Republic Of Kazakhstan	US\$	Government	KZAKS	Jul-25	5.13%	BBB/BBB-/Baa3	2,500	112.44	3.24	London
Republic Of Kazakhstan	US\$	Government	KZAKS	Oct-44	4.88%	BBB/BBB-/Baa3	1,000	106.95	4.42	London
Republic Of Kazakhstan	US\$	Government	KZAKS	Jul-45	6.50%	BBB/BBB-/Baa3	1,500	127.97	4.68	London
Kazagro Natl Mgmt Hldg	EUR	Government	KAZNMH	May-19	3.26%	BBB-/BB-/	600	102.06	1.70	Dublin
Kazagro Natl Mgmt Hldg	US\$	Government	KAZNMH	May-23	4.63%	BBB-/BB-/	1,000	101.32	4.32	Dublin
Kazmunaygas National Co	US\$	Energy	KZOKZ	Jul-18	9.13%	BBB-/BB-/Baa3	1,600	103.69	2.32	London
Kazmunaygas National Co	US\$	Energy	KZOKZ	May-20	7.00%	BBB-/BB-/Baa3	1,500	108.78	3.12	Frankfurt
Kazmunaygas National Co	US\$	Energy	KZOKZ	Apr-21	6.38%	BBB-/BB-/Baa3	1,250	109.48	3.29	London
Kazmunaygas National Co	US\$	Energy	KZOKZ	Apr-23	4.40%	BBB-/BB-/Baa3	1,000	103.38	3.69	Kazakhstan
Kazmunaygas National Co	US\$	Energy	KZOKZ	May-25	4.88%	BBB-/BB-/Baa3	500	103.24	4.33	London
Kazmunaygas National Co	US\$	Energy	KZOKZ	Apr-43	5.75%	BBB-/BB-/Baa3	2,000	104.38	5.43	Kazakhstan
Kazmunaygas National Co	US\$	Energy	KZOKZ	Nov-44	6.00%	BBB-/BB-/Baa3	1,000	95.00	6.31	London
Development Bank Of Kaz.	US\$	Financial	DBKAZ	Jun-20	6.50%	BBB-/BB+/Baa3	100	107.50	3.21	Kazakhstan
Development Bank Of Kaz.	US\$	Financial	DBKAZ	Dec-22	4.13%	BBB-/BB+/Baa3	1,425	103.13	3.41	London
Development Bank Of Kaz.	US\$	Financial	DBKAZ	Mar-26	6.00%	BBB-/BB+/Baa3	150	110.01	4.52	Kazakhstan
Fortebank	US\$	Financial	ALLIBK	Jun-22	14.00%	NR/B-/	61	117.50	9.05	Kazakhstan
Fortebank	US\$	Financial	ALLIBK	Dec-24	11.75%	-B-/	237	111.50	9.42	Kazakhstan
Halyk Savings Bank-Kaz.	US\$	Financial	HSBKKZ	Jan-21	7.25%	BB/BB/Baa3	500	110.16	3.73	London
Kazkommertsbank	US\$	Financial	KKB	May-18	8.50%	BB-/B+/B1	300	102.12	3.10	London
Kazkommertsbank	US\$	Financial	KKB	Dec-22	5.50%	BB-/B+/-	750	99.88	5.51	Kazakhstan
Eastcomtrans	US\$	Industrial	EASTCM	Apr-22	8.00%	WD-/B3	100	90.78	10.35	London
Kazakhstan Temir Zholy	CHF	Industrial	KTZKZ	Jun-19	2.59%	BBB-/BB-/Baa3	100	101.92	1.21	Zurich
Kazakhstan Temir Zholy	US\$	Industrial	KTZKZ	Oct-20	6.38%	BBB-/BB-/WR	700	109.58	N/A	London
Kazakhstan Temir Zholy	CHF	Industrial	KTZKZ	Jun-22	3.64%	BBB-/BB-/Baa3	185	105.03	2.41	Zurich
Kazakhstan Temir Zholy	US\$	Industrial	KTZKZ	Jul-42	6.95%	BBB-/BB-/Baa3	1,100	114.29	5.83	London

Source: Bloomberg

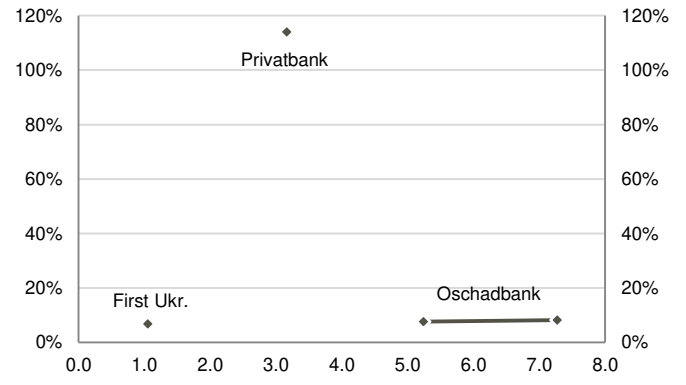
Snapshot: Ukraine

Yield curve (sovereign)



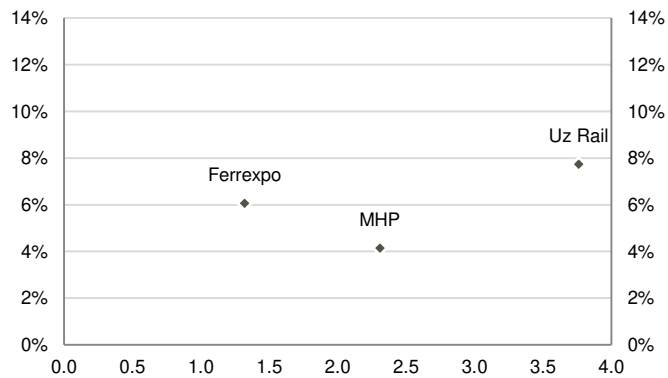
Remaining maturity
Source: Bloomberg

Yield curve (banks)



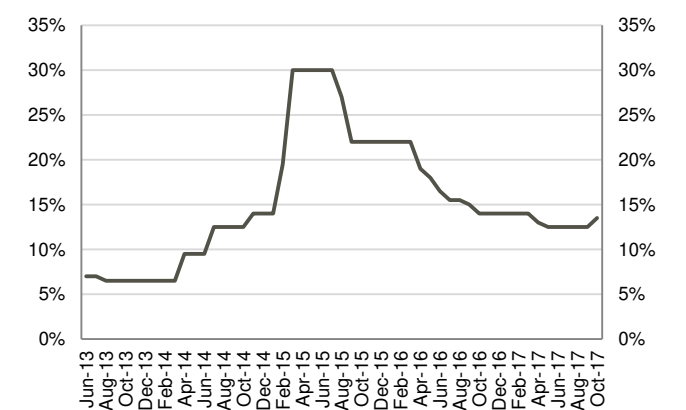
Remaining maturity
Source: Bloomberg

Yield curve (other sectors)



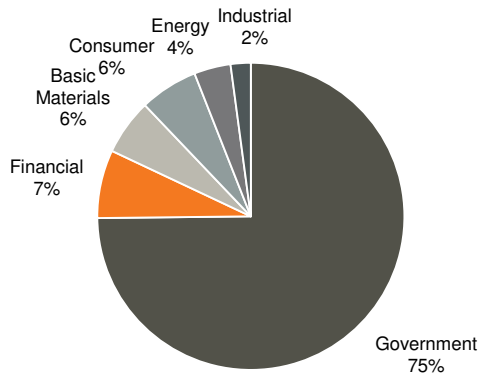
Remaining maturity
Source: Bloomberg

Monetary policy rate



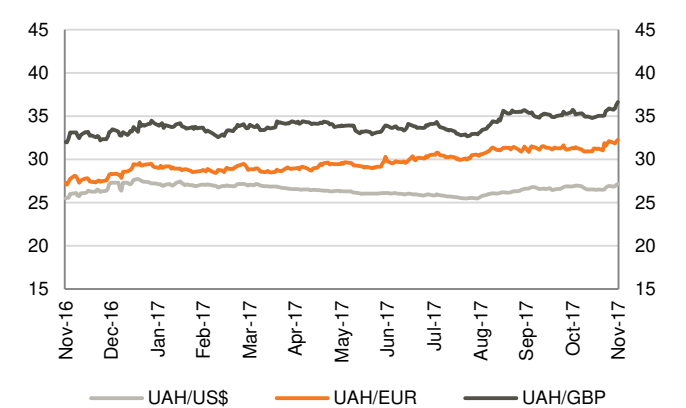
Source: National Bank of Ukraine

Bond universe by sector (US\$ 23.4bn total)



Source: Bloomberg

Foreign exchange rates



Source: Bloomberg

Bond performance

Issuer	Currency	Sector	Ticker	Maturity	Coupon	Issue Ratings (Fitch/S&P/Moody's)	Size (Currency mn)	Bid price	YTM Mid	Exchange
Ukraine Government	US\$	Government	UKRAIN	Sep-19	7.75%	B-/B-/Caa2	1,822	104.74	4.76	Dublin
Ukraine Government	US\$	Government	UKRAIN	Sep-20	7.75%	B-/B-/Caa2	1,780	105.76	5.37	Dublin
Ukraine Government	US\$	Government	UKRAIN	Sep-21	7.75%	B-/B-/Caa2	1,409	106.29	5.81	Dublin
Ukraine Government	US\$	Government	UKRAIN	Sep-22	7.75%	B-/B-/Caa2	1,384	106.11	6.19	Dublin
Ukraine Government	US\$	Government	UKRAIN	Sep-23	7.75%	B-/B-/Caa2	1,355	106.00	6.44	Dublin
Ukraine Government	US\$	Government	UKRAIN	Sep-24	7.75%	B-/B-/Caa2	1,339	105.21	6.72	Dublin
Ukraine Government	US\$	Government	UKRAIN	Sep-25	7.75%	B-/B-/Caa2	1,329	104.09	7.02	Dublin
Ukraine Government	US\$	Government	UKRAIN	Sep-26	7.75%	B-/B-/Caa2	1,318	102.84	7.28	Dublin
Ukraine Government	US\$	Government	UKRAIN	Sep-27	7.75%	B-/B-/Caa2	1,307	102.68	7.32	Dublin
Ukraine Government	US\$	Government	UKRAIN	May-40	0.00%	-B/-	3,214	54.38	N/A	Dublin
Ukreximbank	US\$	Government	EXIMUK	Apr-22	9.63%	B-/B-/Caa2	750	107.56	7.54	Dublin
Ukreximbank	US\$	Government	EXIMUK	Feb-23	8.16%	CC-/B-/Caa3	125	100.02	8.66	Dublin
Ukreximbank	US\$	Government	EXIMUK	Jan-25	9.75%	B-/B-/Caa2	600	109.00	8.05	Dublin
Ferrexpo Finance	US\$	Basic Materials	FXPOLN	Apr-19	10.38%	B-/B-/Caa1	186	105.25	6.05	Dublin
Ferrexpo Finance	US\$	Basic Materials	FXPOLN	Apr-19	10.38%	B-/B-/Caa1	161	105.31	6.04	Dublin
Metinvest	US\$	Basic Materials	METINV	Feb-18	8.75%	WD/-/WR	750	N/A	N/A	Dublin
Avangardco Investments	US\$	Consumer	AVINPU	Oct-18	10.00%	WD/-	200	22.50	285.68	London
MHP	US\$	Consumer	MHPSA	Apr-20	8.25%	B/B/-	750	108.81	4.13	Dublin
Ukrlandfarming	US\$	Consumer	UKRLAN	Mar-18	10.88%	WD/NR/-	500	21.25	1,199.58	Dublin
Dtek Finance	US\$	Energy	DTEKUA	Mar-18	10.38%	WD/-	160	N/A	N/A	Dublin
Dtek Finance	US\$	Energy	DTEKUA	Apr-18	7.88%	WD/-/WR	750	N/A	N/A	Trace
First Ukr.	US\$	Financial	PUMBUZ	Dec-18	11.00%	NR/-/WR	275	104.00	6.70	Zurich
Privatbank	US\$	Financial	PRBANK	Feb-21	11.00%	-/-	220	13.00	114.02	Channel Isl.
Oschadbank	US\$	Financial	OSCHAD	Mar-23	9.38%	B-/B-/Caa2	700	107.20	7.62	Dublin
Oschadbank	US\$	Financial	OSCHAD	Mar-25	9.63%	B-/B-/Caa2	500	107.64	8.17	Dublin
Uz Rail Via Shortline	US\$	Industrial	RAILUA	Sep-21	9.88%	CCC/CCC+/-	500	106.65	7.73	Dublin

Source: Bloomberg

Disclaimer

This document is strictly confidential and has been prepared by JSC Galt & Taggart ("Galt & Taggart"), a member of BGEO group plc ("Group") solely for informational purposes and independently of the respective companies mentioned herein. This document does not constitute or form part of, and should not be construed as, an offer or solicitation or invitation of an offer to buy, sell or subscribe for any securities or assets and nothing contained herein shall form the basis of any contract or commitment whatsoever or shall be considered as a recommendation to take any such actions.

Galt & Taggart is authorized to perform professional activities on the Georgian market. The distribution of this document in certain jurisdictions may be restricted by law. Persons into whose possession this document comes are required by Galt & Taggart to inform themselves about and to observe any and all restrictions applicable to them. This document is not directed to, or intended for distribution, directly or indirectly, to, or use by, any person or entity that is a citizen or resident located in any locality, state, country or other jurisdiction where such distribution, publication, availability or use would be contrary to law or regulation or which would require any registration or licensing within such jurisdiction.

Investments (or any short-term transactions) in emerging markets involve significant risk and volatility and may not be suitable for everyone. The recipients of this document must make their own investment decisions as they believe appropriate based on their specific objectives and financial situation. When doing so, such recipients should be sure to make their own assessment of the risks inherent in emerging market investments, including potential political and economic instability, other political risks including without limitation changes to laws and tariffs, and nationalization of assets, and currency exchange risk.

No representation, warranty or undertaking, express or implied, is or will be made by Galt & Taggart or any other member of the Group or their respective directors, employees, affiliates, advisers or agents or any other person as to, and no reliance should be placed on, the fairness, accuracy, completeness or correctness of this document and the information contained herein (and whether any information has been omitted from this document) and no reliance should be placed on it. This document should not be considered as a complete description of the markets, industries and/or companies referred to herein. Nothing contained in this document is, is to be construed as, or shall be relied on as legal, investment, business or tax advice, whether relating to the past or the future, by Galt & Taggart any other member of the Group or any of their respective directors, employees, affiliates, advisers or agents in any respect. Recipients are required to make their own independent investigation and appraisal of the matters discussed herein. Any investment decision should be made at the investor's sole discretion. To the extent permitted by law, Galt & Taggart, any other member of the Group and their respective directors, employees, affiliates, advisers and agents disclaim all liability whatsoever (in negligence or otherwise) for any loss or damages however arising, directly or indirectly, from any use of this document or its contents or otherwise arising in connection with this document, or for any act, or failure to act, by any party, on the basis of this document.

The information in this document is subject to verification, completion and change without notice and Galt & Taggart is not under any obligation to update or keep current the information contained herein. The delivery of this document shall not, under any circumstances, create any implication that there has been no change in the information since the date hereof or the date upon which this document has been most recently updated, or that the information contained in this document is correct as at any time subsequent to the date on which it is supplied or, if different, the date indicated in the document containing the same. No representation or warranty, expressed or implied, is made by Galt & Taggart or any other member of the Group, or any of their respective directors, employees, affiliates, advisers or agents with respect to the accuracy or completeness of such information.

The information provided and opinions expressed in this document are based on the information available as of the issue date and are solely those of Galt & Taggart as part of its internal research coverage. Opinions, forecasts and estimates contained herein are based on information obtained from third party sources believed to be reliable and in good faith, and may change without notice. Third party publications, studies and surveys generally state that the data contained therein have been obtained from sources believed to be reliable, but that there is no guarantee of the accuracy or completeness of such data. Accordingly, undue reliance should not be placed on any such data contained in this document. Neither Galt & Taggart, any other member of the Group, nor their respective directors, employees, affiliates, advisors or agents make any representation or warranty, express or implied, of this document's usefulness in predicting the future performance, or in estimating the current or future value, of any security or asset.

Galt & Taggart does, and seeks to do, and any other member of the Group may or seek to do business with companies covered in its research. As a result, investors should be aware of a potential conflict of interest that may affect the objectivity of the information contained in this document.

This document is confidential to clients of Galt & Taggart. Unauthorized copying, distribution, publication or retransmission of all or any part of this document by any medium or in any form for any purpose is strictly prohibited.

The recipients of this document are responsible for protecting against viruses and other destructive items. Receipt of the electronic transmission is at risk of the recipient and it is his/her responsibility to take precautions to ensure that it is free from viruses and other items of a destructive nature.

Galt & Taggart

Address: 79 D. Agmashenebeli Avenue, Tbilisi 0102, Georgia

Tel: + (995) 32 2401 111

Email: gt@gt.ge